



# The Right of Children to Free and Compulsory Education Act, 2009



शिक्षा का अधिकार

सर्व शिक्षा अभियान  
सब पढ़ें सब बढ़ें

Ministry of Human Resource Development  
Department of School Education and Literacy

# The Right of Children to Free and Compulsory Education Act, 2009

A publication of:  
Department of School Education and Literacy  
Ministry of Human Resource Development  
Government of India

January (2014)

© 2014



*M. M. Pallam Raju*  
एम. एम. पल्लम राजू

## Foreword

The Right of Children to Free and Compulsory Education (RTE) Act, 2009 came into effect from 1st April 2010. The Act gave a time frame of three years to attain various norms and standards specified in the Act. We have been documenting the progress made by the States and UTs every year since the RTE Act came into force. **RTE: The 1<sup>st</sup> year** and **The 2<sup>nd</sup> Year** were publications brought out by the Ministry which gave a status of where we stood with respect to children's enrollment, teacher availability and infrastructure indicators. DISE data 2012-13 has been used to bring out the present status in the publication **RTE: The 3<sup>rd</sup> Year**. The present publication also captures more indicators on the spirit behind the RTE Act, 2009. The position of various States with regard to other child centered RTE provisions as well as quality education have been added. This publication focuses on the quality aspect of RTE Act and the position of different States and the progress made by the States on these aspect in the last three years.

There has been considerable reduction in gender and social category gaps especially at the primary level. Universal access within habitation has been achieved except in a few locations at the primary level and is closed to 93% coverage at upper primary level. The RTE/SSA is now largely focusing on improving quality of learning outcomes. This States wise stock taking of various indicators will enable us to reflect and bring out significant improvement in the years to come.

(M.M. PALLAM RAJU)





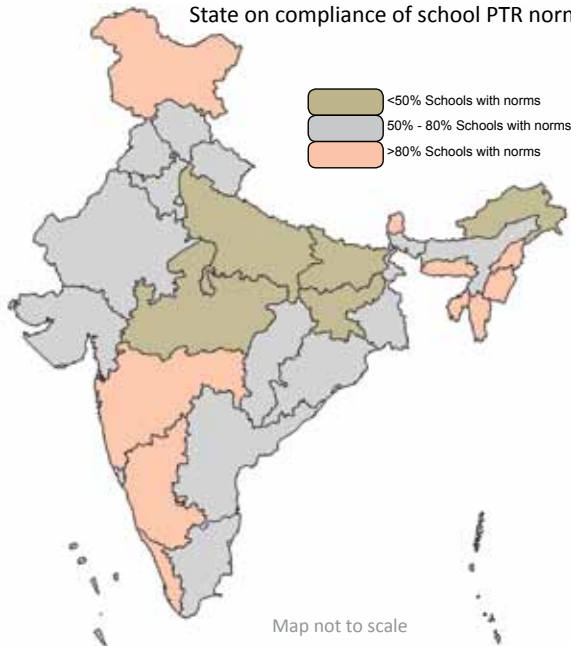
# Contents

Sl. No	Particulars	Page No.
1	Foreword	iii
2	RTE Status - India	1
3	Andaman & Nicobar Islands	2
5	Andhra Pradesh	3
6	Arunachal Pradesh	4
7	Assam	5
8	Bihar	6
9	Chandigarh	7
10	Chhattisgarh	8
11	Dadra & Nagar Haveli	9
12	Daman & Diu	10
13	Delhi	11
14	Goa	12
15	Gujarat	13
16	Haryana	14
17	Himachal Pradesh	15
18	Jammu & Kashmir	16
19	Jharkhand	17
20	Karnataka	18
21	Kerala	19
22	Lakshadweep	20
23	Madhya Pradesh	21
24	Maharashtra	22
25	Manipur	23
26	Meghalaya	24
27	Mizoram	25
28	Nagaland	26
29	Odisha	27
30	Puducherry	28
31	Punjab	29
32	Rajasthan	30
33	Sikkim	31
34	Tamil Nadu	32
35	Tripura	33
36	Uttar Pradesh	34
37	Uttarakhand	35
38	West Bengal	36
39	State Notification	37
40	Glossary	89



# India

State on compliance of school PTR norms.



## Demographic indicators (Census 2011)

Total population	121.01Cr.	Literacy rate	73.0
% Urban population*	31.2	Female literacy rate	64.6
% SC population*	16.6	Male literacy rate	80.9
% ST population*	8.6	Sex ratio (0-6 yrs.)	914
% Muslim population	13.43	Source: Census 2001	

## Enrolment

Indicator	2009-10	2012-13
Total enrolment primary	13,34,05,581	13,47,84,272
Total enrolment upper primary	5,44,67,415	6,49,26,077
% Girls to total enrolment primary	48	48
% Girls to total enrolment U. Primary	48	49
Gender parity index (GPI) primary	0.94	0.94
Gender parity index (GPI) U. Primary	0.93	0.95
% SC to total enrolment	20	20
% ST to total enrolment	11	11
% Muslim to total enrolment	13	14
CWSN enrolment	14,02,817	21,75,768
Annual Average drop-out rate (Primary)	9.1	5.6

## Status on RTE

	Number of States/UTs	
	2009	2013
Notification of State Rules <sup>5</sup>	15	34
Constitution of SCPCR/REPA	11	32
Notification of academic authority	20	34
Policy on eight year elementary education	28	34
No detention	27	34
No corporal punishment	28	34
No board examination upto Elementary level	26	34
Banning private tuition	18	34
Banning screening procedure and capitation fees	18	34
Working days notified	21	33
Decentralized grievance redressal mechanism	-	20
Local Authority notified	-	26
% Schools with SMC constituted	-	88
25% Admission in private unaided schools at entry level	-	27

As on 31-12-2013

## Teachers

Indicator	2009-10	2012-13
Total teachers (Govt.+Aided)	44,77,429	44,63,642
Pupil teacher ratio (PTR)	32	27
% Primary schools with PTR > 30*	46	37
% Upper primary schools with PTR > 35*	36	33
% Single teacher schools	9	9
No. of State conducted TET for teacher recruitment		26

Source: DISE, PMIS, Census, NAS NCERT  
<sup>5</sup> RTE Act not applicable to Jammu & Kashmir  
 \* Government Schools  
 @ Subject mean score  
 # Data does not include centralized kitchens  
 CWSN : Children with special needs  
 TET: Teacher Eligibility Test


## School Infrastructure

Indicator	2009-10	2012-13
No. of elementary schools (Govt.+Aided)	11,20,968	11,53,472
Student classroom ratio (SCR)	32	29
% Primary schools with SCR > 30*	40	29
% U. primary schools with SCR > 35*	36	32
% Schools with drinking water facility	93	95
% Schools with girls' toilet facility	59	69
% Schools with ramp	47	56
% Schools with playground	51	57
% Schools with boundary wall	51	61
% Schools with Kitchen shed <sup>#</sup>	43	60

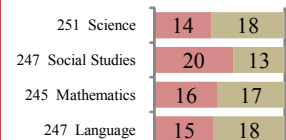
## Quality

Indicator	2012-13
% Teachers with professional qualification*	81
Number of States with revised curriculum	27
Number of States with working hours as per RTE	34
Number of States with instructional hours as per RTE	33
Number of States implementing Continuous Comprehensive Evaluation	26

### Learning outcome Grade - V<sup>@</sup> (Average)



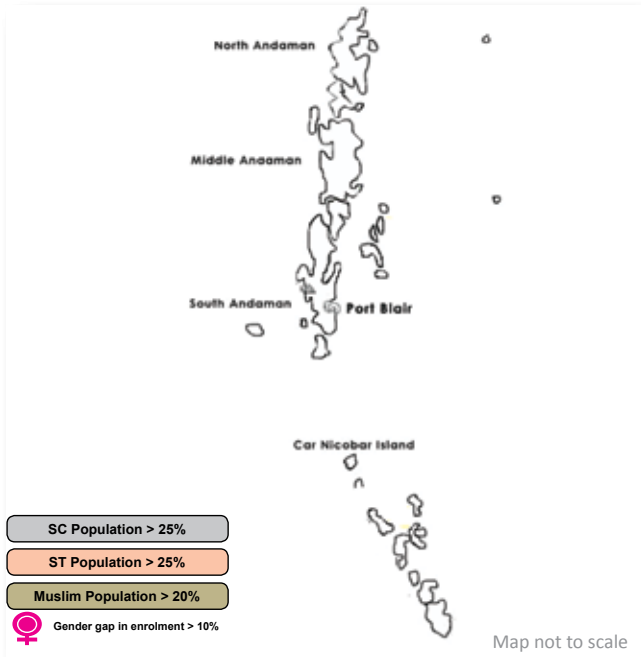
### Learning outcome Grade - VIII<sup>@</sup> (Average)



No. of States ■ Above Avg. ■ Below Avg.

The Subject score is on a scale of 500

# Andaman & Nicobar Islands



## Demographic indicators (Census 2011)

Total population	3.79L	Literacy rate	86.6
% Urban population	35.7	Female literacy rate	82.4
% SC population	0.0	Male literacy rate	90.3
% ST population	7.5	Sex ratio (0-6 yrs.)	966
% Muslim Population	8.22	Source: Census 2001	

## Enrolment

Indicator	2009-10	2012-13
Total enrolment primary	34,242	32,233
Total enrolment upper primary	22,323	20,164
% Girls to total enrolment primary	49	49
% Girls to total enrolment U. Primary	48	49
Gender parity index (GPI) primary	0.95	0.95
Gender parity index (GPI) U. Primary	0.92	0.96
% SC to total enrolment	0	0
% ST to total enrolment	7	7
% Muslim to total enrolment	6	8
CWSN enrolment	443	398
Annual Average drop-out rate (Primary)	1.5	-

## Status on RTE

Notification of State Rules	Notified
Constitution of SCPCR/REPA	Notified
Notification of academic authority	NCERT
Policy on eight year elementary education	In place
No detention	Notification issued
No corporal punishment	Notification issued
No board examination upto Elementary level	Notification issued
Banning private tuition	Notification issued
Banning screening procedure and capitation fees	Notification issued
Working days notified	200(P), 220 (UP)
Working days reported in DISE	215(P), 216(UP)
Decentralized grievance redressal mechanism	Notified
Local Authority notified	EO, DEO, AEO
% Schools with SMC constituted	95
25% Admission in private unaided schools at entry level	Notified

## School Infrastructure

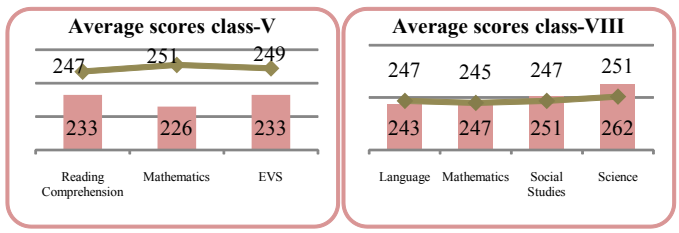
Indicator	2009-10	2012-13
No. of elementary schools (Govt.+Aided)	324	342
Student classroom ratio (SCR)	17	19
% Primary schools with SCR > 30*	6	4
% U. primary schools with SCR > 35*	4	12
% Schools with drinking water facility	91	98
% Schools with girls' toilet facility	89	78
% Schools with ramp	17	16
% Schools with playground	58	55
% Schools with boundary wall	52	52
% Schools with Kitchen shed	24	23

## Quality

Indicator	2012-13
% Teachers with professional qualification*	97
Having revised curriculum	Revised
Working hours as per RTE	45 hours
Instructional hours as per RTE	800(P), 1000(UP)
Continuous Comprehensive Evaluation	Universal Coverage

## Teachers

Indicator	2009-10	2012-13
Total teachers (Govt.+Aided)	4,310	3,055
Pupil teacher ratio (PTR)	11	10
% Primary schools with PTR > 30*	1	3
% U. primary schools with PTR > 35*	0	0
% Single teacher schools	4	11
No. of TET's conducted for teacher recruitment	-	3

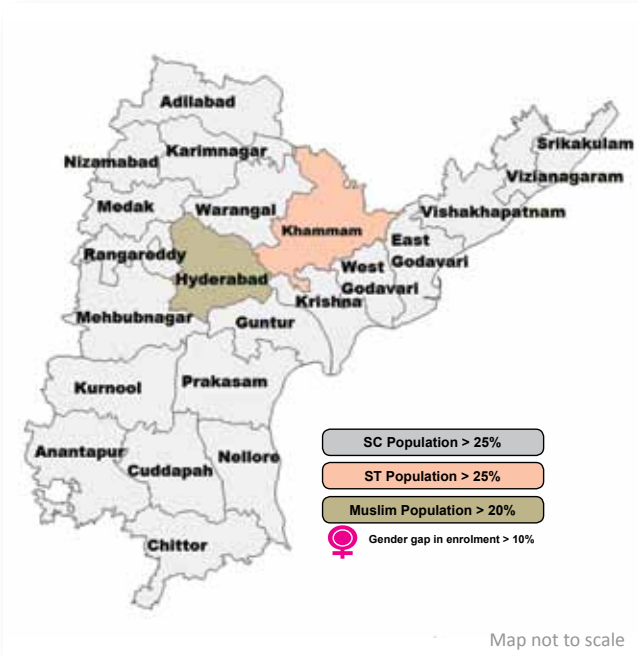


Source: DISE, PMIS, Census, NAS NCERT

\*Government Schools

The Subject score is on a scale of 500

# Andhra Pradesh



## Demographic indicators (Census 2011)

Total population	8.46Cr.	Literacy rate	67.0
% Urban population	33.5	Female literacy rate	59.1
% SC population	16.4	Male literacy rate	74.9
% ST population	7.0	Sex ratio (0-6 yrs.)	943
% Muslim population	9.17	Source: Census 2001	

## Enrolment

Indicator	2009-10	2012-13
Total enrolment primary	72,29,193	72,43,392
Total enrolment upper primary	36,22,055	38,54,222
% Girls to total enrolment primary	49	49
% Girls to total enrolment U. Primary	49	49
Gender parity index (GPI) primary	0.97	0.95
Gender parity index (GPI) U. Primary	0.96	0.97
% SC to total enrolment	18	19
% ST to total enrolment	10	10
% Muslim to total enrolment	9	10
CWSN enrolment	61,000	1,77,077
Annual Average drop-out rate (Primary)	5.8	5.7

## Status on RTE

Notification of State Rules	Notified
Constitution of SCPCR/REPA	Notified
Notification of academic authority	SCERT
Policy on eight year elementary education	In place
No detention	Notification issued
No corporal punishment	Notification issued
No board examination upto Elementary level	Notification issued
Banning private tuition	Notification issued
Banning screening procedure and capitation fees	Notification issued
Working days notified	220
Working days reported in DISE	222(P), 224(UP)
Decentralized grievance redressal mechanism	Notified
Local Authority notified	MP, ZP
% Schools with SMC constituted	92
25% Admission in private unaided schools at entry level	Notified

## School Infrastructure


Indicator	2009-10	2012-13
No. of elementary schools (Govt.+Aided)	83,235	80,312
Student classroom ratio (SCR)	24	22
% Primary schools with SCR > 30*	32	24
% U. primary schools with SCR > 35*	27	29
% Schools with drinking water facility	92	89
% Schools with girls' toilet facility	67	31
% Schools with ramp	14	25
% Schools with playground	48	58
% Schools with boundary wall	54	59
% Schools with Kitchen shed	33	32

## Quality

Indicator	2012-13
% Teachers with professional qualification*	97
Having revised curriculum	Revised
Working hours as per RTE	42 hours
Instructional hours as per RTE	1177(P), 1331(UP)
Continuous Comprehensive Evaluation	Universal Coverage

## Teachers

Indicator	2009-10	2012-13
Total teachers (Govt.+Aided)	3,29,241	2,22,437
Pupil teacher ratio (PTR)	22	21
% Primary schools with PTR > 30*	21	23
% Upper primary schools with PTR > 35*	9	15
% Single teacher schools	14	16
No. of TET's conducted for teacher recruitment		3



Source: DISE, PMIS, Census, NAS NCERT

\*Government Schools

The Subject score is on a scale of 500

# Arunachal Pradesh



Map not to scale

## Demographic indicators (Census 2011)

Total population	13.82L	Literacy rate	65.4
% Urban population	22.7	Female literacy rate	57.7
% SC population	0.0	Male literacy rate	72.6
% ST population	68.8	Sex ratio (0-6 yrs.)	960
% Muslim population	1.88	Source: Census 2001	

## Enrolment

Indicator	2009-10	2012-13
Total enrolment primary	2,45,832	2,34,768
Total enrolment upper primary	88,617	98,647
% Girls to total enrolment primary	49	49
% Girls to total enrolment U. Primary	48	50
Gender parity index (GPI) primary	0.94	0.95
Gender parity index (GPI) U. Primary	0.93	1.01
% SC to total enrolment	0	1
% ST to total enrolment	76	74
% Muslim to total enrolment	0	1
CWSN enrolment	9,146	12,951
Annual Average drop-out rate (Primary)	20.7	18.7

## Status on RTE

Notification of State Rules	Notified
Constitution of SCPCR/REPA	Notified
Notification of academic authority	SCERT
Policy on eight year elementary education	In place
No detention	Notification issued
No corporal punishment	Notification issued
No board examination upto Elementary level	Notification issued
Banning private tuition	Notification issued
Banning screening procedure and capitation fees	Notification issued
Working days notified	200(P), 220(UP)
Working days reported in DISE	199(P), 211(UP)
Decentralized grievance redressal mechanism	Not Notified
Local Authority notified	MCOR, MC, ZP, GP
% Schools with SMC constituted	77
25% Admission in private unaided schools at entry level	Notified

## School Infrastructure

Indicator	2009-10	2012-13
No. of elementary schools (Govt.+Aided)	4,424	4,008
Student classroom ratio (SCR)	19	17
% Primary schools with SCR > 30*	11	5
% U. primary schools with SCR > 35*	18	16
% Schools with drinking water facility	85	76
% Schools with girls' toilet facility	38	29
% Schools with ramp	3	6
% Schools with playground	25	33
% Schools with boundary wall	28	39
% Schools with Kitchen shed	34	58

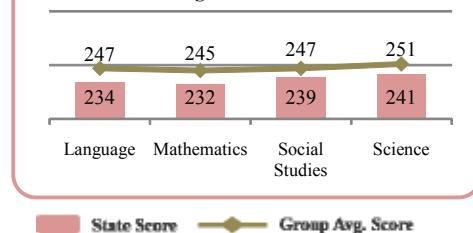
## Quality

Indicator	2012-13
% Teachers with professional qualification*	43
Having revised curriculum	In process
Working hours as per RTE	36 hrs
Instructional hours as per RTE	800(P), 1000(UP)
Continuous Comprehensive Evaluation	Universal Coverage

## Teachers

Indicator	2009-10	2012-13
Total teachers (Govt.+Aided)	15,847	15,034
Pupil teacher ratio (PTR)	19	16
% Primary schools with PTR > 30*	18	16
% Upper primary schools with PTR > 35*	13	16
% Single teacher schools	49	41
No. of TET's conducted for teacher recruitment		1

## Average scores class-VIII

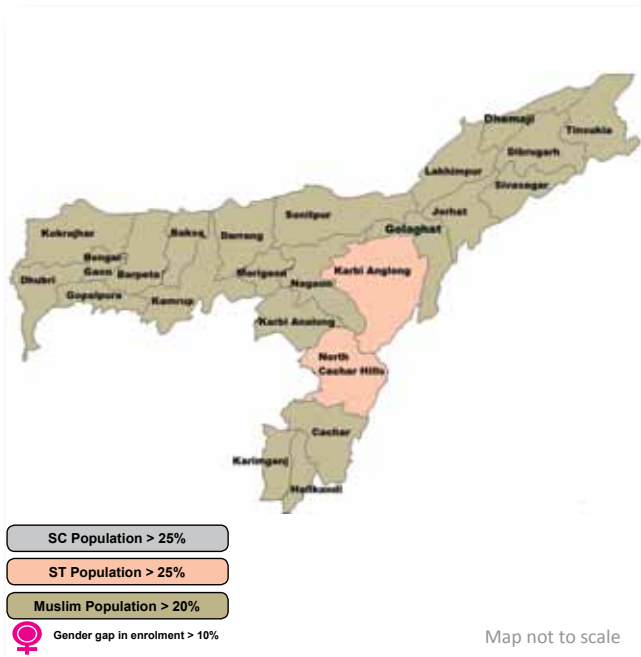


Source: DISE, PMIS, Census, NAS NCERT

\*Government Schools

The Subject score is on a scale of 500

# Assam



Demographic indicators (Census 2011)			
Total population	3.11Cr	Literacy rate	72.2
% Urban population	14.1	Female literacy rate	66.3
% SC population	7.2	Male literacy rate	77.8
% ST population	12.4	Sex ratio (0-6 yrs.)	957
% Muslim population	30.92	Source: Census 2001	

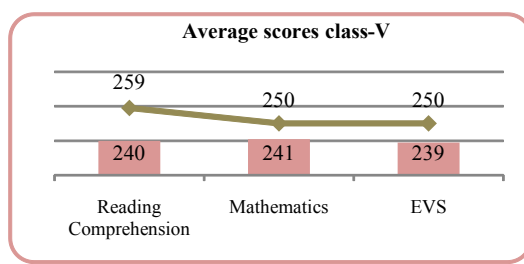
Enrolment		
Indicator	2009-10	2012-13
Total enrolment primary	35,21,862	39,15,791
Total enrolment upper primary	16,40,238	17,88,253
% Girls to total enrolment primary	50	50
% Girls to total enrolment U. Primary	51	52
Gender parity index (GPI) primary	0.99	0.99
Gender parity index (GPI) U. Primary	1.05	1.06
% SC to total enrolment	10	9
% ST to total enrolment	15	15
% Muslim to total enrolment	37	38
CWSN enrolment	44,795	81,062
Annual Average drop-out rate (Primary)	9.6	8.8

Status on RTE	
Notification of State Rules	Notified
Constitution of SCPCR/REPA	Notified
Notification of academic authority	SCERT
Policy on eight year elementary education	In place
No detention	Notification issued
No corporal punishment	Notification issued
No board examination upto Elementary level	Notification issued
Banning private tuition	Notification issued
Banning screening procedure and capitation fees	Notification issued
Working days notified	200(P), 220(UP)
Working days reported in DISE	215(P), 221(UP)
Decentralized grievance redressal mechanism	Not Notified
Local Authority notified	MC, MB, TC, ZP, AP
% Schools with SMC constituted	95
25% Admission in private unaided schools at entry level	Notified

School Infrastructure		
Indicator	2009-10	2012-13
No. of elementary schools (Govt.+Aided)	51,301	48,758
Student classroom ratio (SCR)	30	28
% Primary schools with SCR > 30*	43	36
% U. primary schools with SCR > 35*	48	37
% Schools with drinking water facility	81	88
% Schools with girls' toilet facility	38	59
% Schools with ramp	43	65
% Schools with playground	55	52
% Schools with boundary wall	28	29
% Schools with Kitchen shed	48	64

Quality	
Indicator	2012-13
% Teachers with professional qualification*	78
Having revised curriculum	In process
Working hours as per RTE	31 hrs
Instructional hours as per RTE	800(P), 1000(UP)
Continuous Comprehensive Evaluation	In process

Teachers		
Indicator	2009-10	2012-13
Total teachers (Govt.+Aided)	2,10,103	2,01,150
Pupil teacher ratio (PTR)	23	21
% Primary schools with PTR > 30*	42	39
% Upper primary schools with PTR > 35*	23	9
% Single teacher schools	12	7
No. of TET's conducted for teacher recruitment		2



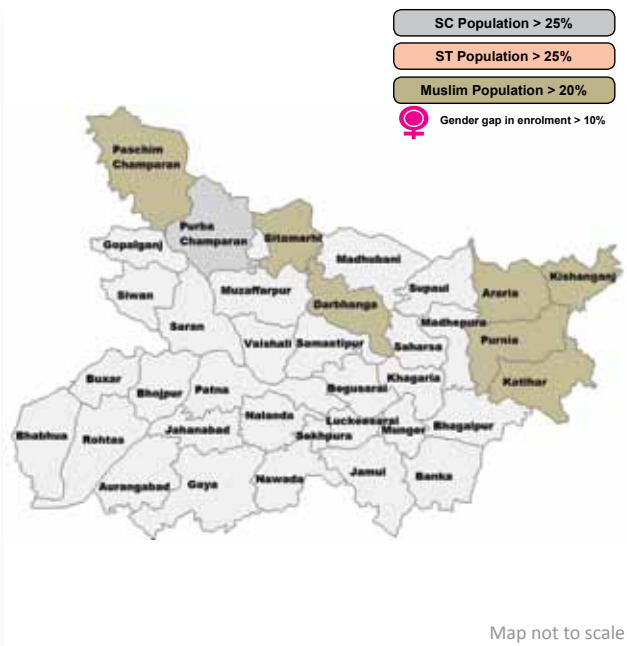
Source: DISE, PMIS, Census, NAS NCERT  
\*Government Schools

The Subject score is on a scale of 500





# Bihar



Demographic indicators (Census 2011)			
Total population	10.38Cr.	Literacy rate	61.8
% Urban population	11.3	Female literacy rate	51.5
% SC population	15.9	Male literacy rate	71.2
% ST population	1.3	Sex ratio (0-6 yrs.)	933
% Muslim population	16.53	Source: Census 2001	


Enrolment		
Indicator	2009-10	2012-13
Total enrolment primary	1,51,56,710	1,40,31,263
Total enrolment upper primary	38,50,783	52,61,688
% Girls to total enrolment primary	48	50
% Girls to total enrolment U. Primary	46	50
Gender parity index (GPI) primary	0.92	0.99
Gender parity index (GPI) U. Primary	0.87	1.02
% SC to total enrolment	19	19
% ST to total enrolment	2	2
% Muslim to total enrolment	14	15
CWSN enrolment	1,36,533	1,47,679
Annual Average drop-out rate (Primary)	13.4	15.3

Status on RTE	
Notification of State Rules	Notified
Constitution of SCPCR/REPA	Notified
Notification of academic authority	SCERT
Policy on eight year elementary education	In place
No detention	Notification issued
No corporal punishment	Notification issued
No board examination upto Elementary level	Notification issued
Banning private tuition	Notification issued
Banning screening procedure and capitation fees	Notification issued
Working days notified	257(P-UP)
Working days reported in DISE	236(P), 238(UP)
Decentralized grievance redressal mechanism	Notified
Local Authority notified	Not Notified
% Schools with SMC constituted	88
25% Admission in private unaided schools at entry level	Notified

School Infrastructure		
Indicator	2009-10	2012-13
No. of elementary schools (Govt.+Aided)	67,649	69,963
Student classroom ratio (SCR)	89	65
% Primary schools with SCR > 30*	89	79
% U. primary schools with SCR > 35*	92	86
% Schools with drinking water facility	93	94
% Schools with girls' toilet facility	38	70
% Schools with ramp	39	59
% Schools with playground	31	33
% Schools with boundary wall	39	53
% Schools with Kitchen shed	15	51

Teachers		
Indicator	2009-10	2012-13
Total teachers (Govt.+Aided)	3,32,781	3,46,415
Pupil teacher ratio (PTR)	57	53
% Primary schools with PTR > 30*	86	83
% Upper primary schools with PTR > 35*	87	84
% Single teacher schools	5	7
No. of TET's conducted for teacher recruitment		2

Quality	
Indicator	2012-13
% Teachers with professional qualification*	48
Having revised curriculum	Revised
Working hours as per RTE	42 hrs
Instructional hours as per RTE	
Continuous Comprehensive Evaluation	Universal Coverage



Source: DISE, PMIS, Census, NAS NCERT  
\*Government Schools

The Subject score is on a scale of 500



# Chandigarh



## Demographic indicators (Census 2011)

Total population	10.54 L	Literacy rate	86.0
% Urban population	97.2	Female literacy rate	81.2
% SC population	18.9	Male literacy rate	90.0
% ST population	0.0	Sex ratio (0-6 yrs.)	867
% Muslim population	3.95	Source: Census 2001	

## Enrolment

Indicator	2009-10	2012-13
Total enrolment primary	89,871	96,729
Total enrolment upper primary	52,474	62,163
% Girls to total enrolment primary	46	47
% Girls to total enrolment U. Primary	44	44
Gender parity index (GPI) primary	0.84	0.88
Gender parity index (GPI) U. Primary	0.80	0.79
% SC to total enrolment	10	9
% ST to total enrolment	0	0
% Muslim to total enrolment	5	3
CWSN enrolment	968	2,612
Annual Average drop-out rate (Primary)	-	-

## Status on RTE

Notification of State Rules	Notified
Constitution of SCPCR/REPA	In process
Notification of academic authority	NCERT
Policy on eight year elementary education	In place
No detention	Notification issued
No corporal punishment	Notification issued
No board examination upto Elementary level	Notification issued
Banning private tuition	Notification issued
Banning screening procedure and capitation fees	Notification issued
Working days notified	200(P), 225(UP)
Working days reported in DISE	222(P), 224(UP)
Decentralized grievance redressal mechanism	Not Notified
Local Authority notified	DEO
% Schools with SMC constituted	97
25% Admission in private unaided schools at entry level	Notified

## School Infrastructure


Indicator	2009-10	2012-13
No. of elementary schools (Govt.+Aided)	122	117
Student classroom ratio (SCR)	40	43
% Primary schools with SCR > 30*	86	88
% U. primary schools with SCR > 35*	83	91
% Schools with drinking water facility	100	100
% Schools with girls' toilet facility	97	100
% Schools with ramp	43	49
% Schools with playground	98	95
% Schools with boundary wall	99	100
% Schools with Kitchen shed	25	1

## Quality

Indicator	2012-13
% Teachers with professional qualification*	97
Having revised curriculum	Revised
Working hours as per RTE	36 hrs
Instructional hours as per RTE	800(P), 1000(UP)
Continuous Comprehensive Evaluation	Universal Coverage

## Teachers

Indicator	2009-10	2012-13
Total teachers (Govt.+Aided)	3,075	3,065
Pupil teacher ratio (PTR)	29	21
% Primary schools with PTR > 30*	100	88
% Upper primary schools with PTR > 35*	34	54
% Single teacher schools	0	0
No. of TET's conducted for teacher recruitment		3

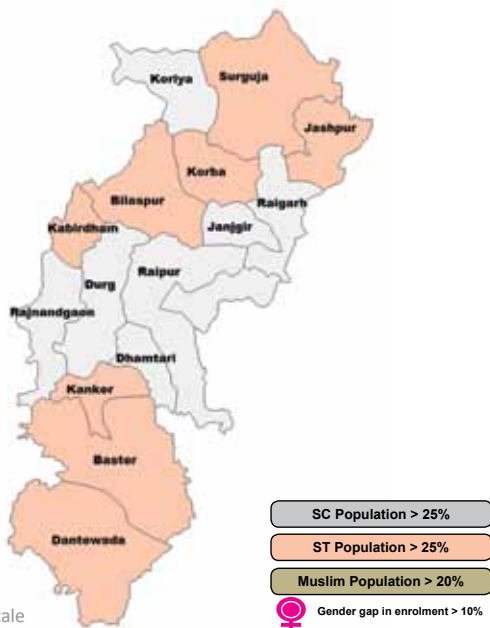


Source: DISE, PMIS, Census, NAS NCERT

\*Government Schools

The Subject score is on a scale of 500

# Chhattisgarh



Map not to scale

## Demographic indicators (Census 2011)

Total population	2.55 Cr.	Literacy rate	70.3
% Urban population	23.2	Female literacy rate	60.2
% SC population	12.8	Male literacy rate	80.3
% ST population	30.6	Sex ratio (0-6 yrs.)	964
% Muslim population	1.97	Source: Census 2001	

## Enrolment

Indicator	2009-10	2012-13
Total enrolment primary	31,51,851	30,57,283
Total enrolment upper primary	13,63,884	16,95,256
% Girls to total enrolment primary	49	49
% Girls to total enrolment U. Primary	49	49
Gender parity index (GPI) primary	0.96	0.96
Gender parity index (GPI) U. Primary	0.95	0.97
% SC to total enrolment	15	16
% ST to total enrolment	32	33
% Muslim to total enrolment	1	1
CWSN enrolment	23,027	46,000
Annual Average drop-out rate (Primary)	6.2	3.1

## Status on RTE

Notification of State Rules	Notified
Constitution of SCPCR/REPA	Notified
Notification of academic authority	SCERT
Policy on eight year elementary education	In place
No detention	Notification issued
No corporal punishment	Notification issued
No board examination upto Elementary level	Notification issued
Banning private tuition	Notification issued
Banning screening procedure and capitation fees	Notification issued
Working days notified	200(P), 220(UP)
Working days reported in DISE	221(P), 222(UP)
Decentralized grievance redressal mechanism	Not Notified
Local Authority notified	Not Notified
% Schools with SMC constituted	91
25% Admission in private unaided schools at entry level	Notified

## School Infrastructure


Indicator	2009-10	2012-13
No. of elementary schools (Govt.+Aided)	46,764	48,128
Student classroom ratio (SCR)	28	26
% Primary schools with SCR > 30*	38	26
% U. primary schools with SCR > 35*	26	33
% Schools with drinking water facility	94	95
% Schools with girls' toilet facility	35	50
% Schools with ramp	41	47
% Schools with playground	41	41
% Schools with boundary wall	70	56
% Schools with Kitchen shed	36	64

## Quality

Indicator	2012-13
% Teachers with professional qualification*	72
Having revised curriculum	Revised
Working hours as per RTE	45 hrs
Instructional hours as per RTE	800(P), 1000(UP)
Continuous Comprehensive Evaluation	Universal Coverage

## Teachers

Indicator	2009-10	2012-13
Total teachers (Govt.+Aided)	1,43,742	1,59,728
Pupil teacher ratio (PTR)	26	23
% Primary schools with PTR > 30*	38	23
% Upper primary schools with PTR > 35*	22	24
% Single teacher schools	11	7
No. of TET's conducted for teacher recruitment		1



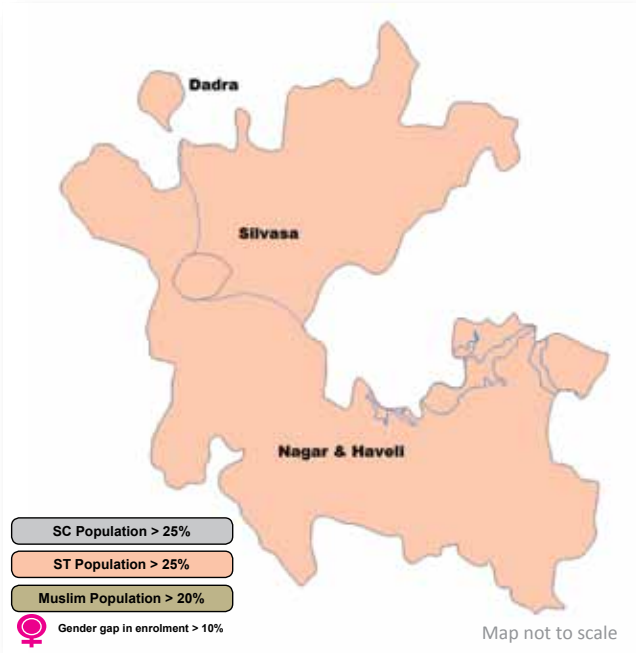
State Score Group Avg. Score

The Subject score is on a scale of 500

Source: DISE, PMIS, Census, NAS NCERT

\*Government Schools

# Dadra & Nagar Haveli



## Demographic indicators (Census 2011)

Total population	3.42L	Literacy rate	76.2
% Urban population	46.6	Female literacy rate	64.3
% SC population	1.8	Male literacy rate	85.2
% ST population	52.0	Sex ratio (0-6 yrs.)	924
% Muslim population	2.96	Source: Census 2001	

## Enrolment

Indicator	2009-10	2012-13
Total enrolment primary	39,826	35,883
Total enrolment upper primary	12,464	22,184
% Girls to total enrolment primary	48	47
% Girls to total enrolment U. Primary	45	46
Gender parity index (GPI) primary	0.91	0.89
Gender parity index (GPI) U. Primary	0.81	0.85
% SC to total enrolment	2	2
% ST to total enrolment	70	64
% Muslim to total enrolment	3	3
CWSN enrolment	105	230
Annual Average drop-out rate (Primary)	2.8	-

## Status on RTE

Notification of State Rules	Notified
Constitution of SCPCR/REPA	Notified
Notification of academic authority	GCERT
Policy on eight year elementary education	In place
No detention	Notification issued
No corporal punishment	Notification issued
No board examination upto Elementary level	Notification issued
Banning private tuition	Notification issued
Banning screening procedure and capitation fees	Notification issued
Working days notified	200(P), 220(UP)
Working days reported in DISE	235(P-UP)
Decentralized grievance redressal mechanism	Notified
Local Authority notified	MC, ZP, NP, P
% Schools with SMC constituted	98
25% Admission in private unaided schools at entry level	Not Notified

## School Infrastructure

Indicator	2009-10	2012-13
No. of elementary schools (Govt.+Aided)	284	287
Student classroom ratio (SCR)	39	35
% Primary schools with SCR > 30*	51	19
% U. primary schools with SCR > 35*	69	50
% Schools with drinking water facility	96	99
% Schools with girls' toilet facility	52	66
% Schools with ramp	27	6
% Schools with playground	34	36
% Schools with boundary wall	39	44
% Schools with Kitchen shed	33	9

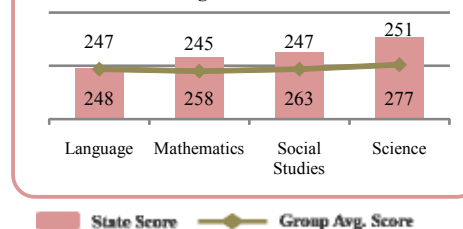
## Quality

Indicator	2012-13
% Teachers with professional qualification*	99
Having revised curriculum	Revised
Working hours as per RTE	37 hrs
Instructional hours as per RTE	800(P), 1000(UP)
Continuous Comprehensive Evaluation	Universal Coverage

## Teachers

Indicator	2009-10	2012-13
Total teachers (Govt.+Aided)	1,236	1,319
Pupil teacher ratio (PTR)	36	31
% Primary schools with PTR > 30*	59	39
% Upper primary schools with PTR > 35*	58	48
% Single teacher schools	20	16
No. of TET's conducted for teacher recruitment		3

## Average scores class-VIII



Source: DISE, PMIS, Census, NAS NCERT

\*Government Schools

The Subject score is on a scale of 500

# Daman & Diu



## Demographic indicators (Census 2011)

Total population	2.42L	Literacy rate	87.1
% Urban population	75.2	Female literacy rate	79.5
% SC population	2.5	Male literacy rate	91.5
% ST population	6.3	Sex ratio (0-6 yrs.)	909
% Muslim population	7.76	Source: Census 2001	

## Enrolment

Indicator	2009-10	2012-13
Total enrolment primary	17,472	17,337
Total enrolment upper primary	8,963	9,421
% Girls to total enrolment primary	46	46
% Girls to total enrolment U. Primary	47	46
Gender parity index (GPI) primary	0.86	0.85
Gender parity index (GPI) U. Primary	0.88	0.85
% SC to total enrolment	4	3
% ST to total enrolment	12	11
% Muslim to total enrolment	8	10
CWSN enrolment	113	150
Annual Average drop-out rate (Primary)	2.3	0.7

## Status on RTE

Notification of State Rules	Notified
Constitution of SCP/REPA	Notified
Notification of academic authority	GCERT
Policy on eight year elementary education	In place
No detention	Notification issued
No corporal punishment	Notification issued
No board examination upto Elementary level	Notification issued
Banning private tuition	Notification issued
Banning screening procedure and capitation fees	Notification issued
Working days notified	200 (P), 220 (UP)
Working days reported in DISE	227(P), 230(UP)
Decentralized grievance redressal mechanism	Not Notified
Local Authority notified	MC, ZP, NP, P
% Schools with SMC constituted	88
25% Admission in private unaided schools at entry level	Notified

## School Infrastructure


Indicator	2009-10	2012-13
No. of elementary schools (Govt.+Aided)	95	91
Student classroom ratio (SCR)	34	36
% Primary schools with SCR > 30*	52	40
% U. primary schools with SCR > 35*	28	33
% Schools with drinking water facility	100	100
% Schools with girls' toilet facility	76	97
% Schools with ramp	45	52
% Schools with playground	61	56
% Schools with boundary wall	90	91
% Schools with Kitchen shed	60	72

## Quality

Indicator	2012-13
% Teachers with professional qualification*	98
Having revised curriculum	Revised
Working hours as per RTE	30 hrs
Instructional hours as per RTE	800(P), 1000(UP)
Continuous Comprehensive Evaluation	Universal Coverage

## Teachers

Indicator	2009-10	2012-13
Total teachers (Govt.+Aided)	638	545
Pupil teacher ratio (PTR)	31	27
% Primary schools with PTR > 30*	50	47
% Upper primary schools with PTR > 35*	22	28
% Single teacher schools	2	2
No. of TET's conducted for teacher recruitment		3




State Score (Red bar) Group Avg. Score (Green line)

The Subject score is on a scale of 500

Source: DISE, PMIS, Census, NAS NCERT

\*Government Schools

# Delhi



## Demographic indicators (Census 2011)

Total population	1.67 Cr.	Literacy rate	86.2
% Urban population	97.5	Female literacy rate	80.8
% SC population	16.8	Male literacy rate	90.9
% ST population	0.0	Sex ratio (0-6 yrs.)	866
% Muslim population	11.72	Source: Census 2001	

## Enrolment

Indicator	2009-10	2012-13
Total enrolment primary	16,84,425	18,06,683
Total enrolment upper primary	9,82,164	10,63,899
% Girls to total enrolment primary	47	47
% Girls to total enrolment U. Primary	46	46
Gender parity index (GPI) primary	0.88	0.88
Gender parity index (GPI) U. Primary	0.85	0.85
% SC to total enrolment	10	11
% ST to total enrolment	0	0
% Muslim to total enrolment	14	16
CWSN enrolment	10,166	16,555
Annual Average drop-out rate (Primary)	0.3	-

## Status on RTE

Notification of State Rules	Notified
Constitution of SCPCR/REPA	Notified
Notification of academic authority	SCERT
Policy on eight year elementary education	In place
No detention	Notification issued
No corporal punishment	Notification issued
No board examination upto Elementary level	Notification issued
Banning private tuition	Notification issued
Banning screening procedure and capitation fees	Notification issued
Working days notified	200(P), 220(UP)
Working days reported in DISE	216(P), 218(UP)
Decentralized grievance redressal mechanism	Not Notified
Local Authority notified	SG, MC, NDMC, DCB
% Schools with SMC constituted	7
25% Admission in private unaided schools at entry level	Notified

## School Infrastructure

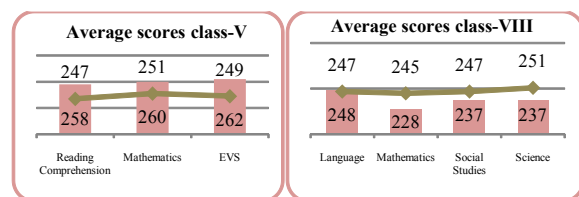
Indicator	2009-10	2012-13
No. of elementary schools (Govt.+Aided)	3,034	3,072
Student classroom ratio (SCR)	34	41
% Primary schools with SCR > 30*	65	73
% U. primary schools with SCR > 35*	49	85
% Schools with drinking water facility	100	100
% Schools with girls' toilet facility	79	100
% Schools with ramp	71	57
% Schools with playground	75	74
% Schools with boundary wall	98	99
% Schools with Kitchen shed	6	0

## Quality

Indicator	2012-13
% Teachers with professional qualification*	99
Having revised curriculum	Revised
Working hours as per RTE	36 hrs
Instructional hours as per RTE	800(P), 1000(UP)
Continuous Comprehensive Evaluation	Universal Coverage

## Teachers

Indicator	2009-10	2012-13
Total teachers (Govt.+Aided)	57,777	46,340
Pupil teacher ratio (PTR)	28	24
% Primary schools with PTR > 30*	77	89
% Upper primary schools with PTR > 35*	14	39
% Single teacher schools	0	0
No. of TET's conducted for teacher recruitment		4



State Score Group Avg. Score


The Subject score is on a scale of 500

Source: DISE, PMIS, Census, NAS NCERT

\*Government Schools



# Goa



## Demographic indicators (Census 2011)

Total population	14.57 L	Literacy rate	88.7
% Urban population	62.2	Female literacy rate	84.7
% SC population	1.7	Male literacy rate	92.6
% ST population	10.2	Sex ratio (0-6 yrs.)	920
% Muslim population	6.84	Source: Census 2001	

## Enrolment

Indicator	2009-10	2012-13
Total enrolment primary	1,12,994	1,22,443
Total enrolment upper primary	65,673	74,778
% Girls to total enrolment primary	48	48
% Girls to total enrolment U. Primary	47	47
Gender parity index (GPI) primary	0.92	0.92
Gender parity index (GPI) U. Primary	0.87	0.89
% SC to total enrolment	2	2
% ST to total enrolment	8	8
% Muslim to total enrolment	8	10
CWSN enrolment	842	742
Annual Average drop-out rate (Primary)	5.0	-

## Status on RTE

Notification of State Rules	Notified
Constitution of SCPCR/REPA	Notified
Notification of academic authority	SCERT
Policy on eight year elementary education	In place
No detention	Notification issued
No corporal punishment	Notification issued
No board examination upto Elementary level	Notification issued
Banning private tuition	Notification issued
Banning screening procedure and capitation fees	Notification issued
Working days notified	200 (P), 220 (UP)
Working days reported in DISE	217(P), 207(UP)
Decentralized grievance redressal mechanism	Not Notified
Local Authority notified	MC, NP, ZP, P
% Schools with SMC constituted	52
25% Admission in private unaided schools at entry level	Not Notified

## School Infrastructure

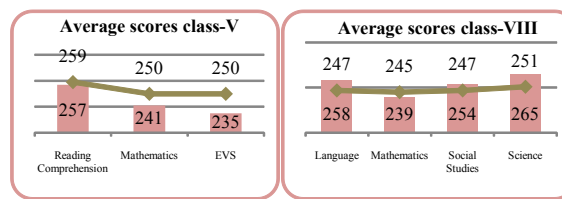
Indicator	2009-10	2012-13
No. of elementary schools (Govt.+Aided)	1,391	1,320
Student classroom ratio (SCR)	25	29
% Primary schools with SCR > 30*	7	4
% U. primary schools with SCR > 35*	8	16
% Schools with drinking water facility	99	99
% Schools with girls' toilet facility	61	74
% Schools with ramp	34	38
% Schools with playground	50	43
% Schools with boundary wall	69	78
% Schools with Kitchen shed	4	0

## Quality

Indicator	2012-13
% Teachers with professional qualification*	96
Having revised curriculum	Revised
Working hours as per RTE	35 hrs
Instructional hours as per RTE	980(P), 925(UP)
Continuous Comprehensive Evaluation	In process

## Teachers

Indicator	2009-10	2012-13
Total teachers (Govt.+Aided)	6,873	6,863
Pupil teacher ratio (PTR)	24	18
% Primary schools with PTR > 30*	2	2
% Upper primary schools with PTR > 35*	6	4
% Single teacher schools	25	26
No. of TET's conducted for teacher recruitment		0



State Score (Bar) Group Avg. Score (Line)

Source: DISE, PMIS, Census, NAS NCERT  
\*Government Schools

The Subject score is on a scale of 500

# Gujarat



## Demographic indicators (Census 2011)

Total population	6.03Cr	Literacy rate	78.0
% Urban population	42.6	Female literacy rate	69.7
% SC population	6.7	Male literacy rate	85.8
% ST population	14.8	Sex ratio (0-6 yrs.)	886
% Muslim population	9.06	Source: Census 2001	

## Enrolment

Indicator	2009-10	2012-13
Total enrolment primary	58,52,700	59,74,179
Total enrolment upper primary	19,61,691	32,46,025
% Girls to total enrolment primary	47	47
% Girls to total enrolment U. Primary	46	45
Gender parity index (GPI) primary	0.87	0.87
Gender parity index (GPI) U. Primary	0.84	0.82
% SC to total enrolment	7	8
% ST to total enrolment	18	18
% Muslim to total enrolment	6	9
CWSN enrolment	67,368	97,631
Annual Average drop-out rate (Primary)	3.9	-

## Status on RTE

Notification of State Rules	Notified
Constitution of SCPCR/REPA	Notified
Notification of academic authority	GCERT
Policy on eight year elementary education	In place
No detention	Notification issued
No corporal punishment	Notification issued
No board examination upto Elementary level	Notification issued
Banning private tuition	Notification issued
Banning screening procedure and capitation fees	Notification issued
Working days notified	200(P), 220(UP)
Working days reported in DISE	224(P), 228(UP)
Decentralized grievance redressal mechanism	Notified
Local Authority notified	DPEC, NPSS, DPSS
% Schools with SMC constituted	97
25% Admission in private unaided schools at entry level	Notified

## School Infrastructure

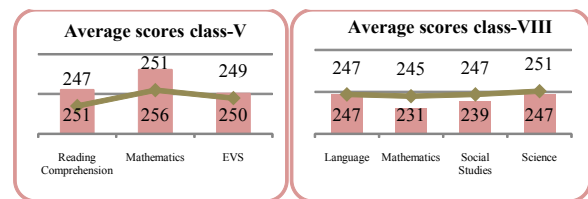
Indicator	2009-10	2012-13
No. of elementary schools (Govt.+Aided)	34,334	34,523
Student classroom ratio (SCR)	34	33
% Primary schools with SCR > 30*	29	24
% U. primary schools with SCR > 35*	38	34
% Schools with drinking water facility	97	100
% Schools with girls' toilet facility	58	76
% Schools with ramp	80	80
% Schools with playground	69	74
% Schools with boundary wall	87	92
% Schools with Kitchen shed	46	73

## Quality

Indicator	2012-13
% Teachers with professional qualification*	97
Having revised curriculum	Revised
Working hours as per RTE	40 hrs
Instructional hours as per RTE	800(P), 1000(UP)
Continuous Comprehensive Evaluation	Universal Coverage

## Teachers

Indicator	2009-10	2012-13
Total teachers (Govt.+Aided)	1,93,459	2,10,847
Pupil teacher ratio (PTR)	32	30
% Primary schools with PTR > 30*	26	16
% Upper primary schools with PTR > 35*	30	26
% Single teacher schools	1	2
No. of TET's conducted for teacher recruitment		7



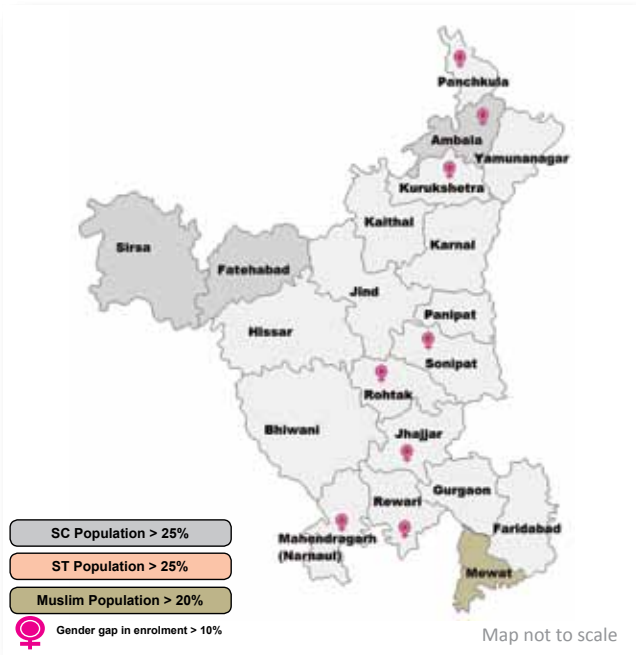
State Score Group Avg. Score

The Subject score is on a scale of 500

Source: DISE, PMIS, Census, NAS NCERT

\*Government Schools

# Haryana



## Demographic indicators (Census 2011)

Total population	2.53Cr	Literacy rate	75.6
% Urban population	34.8	Female literacy rate	65.9
% SC population	20.2	Male literacy rate	84.1
% ST population	0.0	Sex ratio (0-6 yrs.)	830
% Muslim population	5.78	Source: Census 2001	

## Enrolment

Indicator	2009-10	2012-13
Total enrolment primary	22,21,119	25,45,537
Total enrolment upper primary	11,15,634	13,78,800
% Girls to total enrolment primary	47	46
% Girls to total enrolment U. Primary	47	45
Gender parity index (GPI) primary	0.89	0.84
Gender parity index (GPI) U. Primary	0.90	0.81
% SC to total enrolment	27	26
% ST to total enrolment	0	0
% Muslim to total enrolment	5	9
CWSN enrolment	13,282	30,578
Annual Average drop-out rate (Primary)	0.2	-

## Status on RTE

Notification of State Rules	Notified
Constitution of SCPCR/REPA	Notified
Notification of academic authority	SCERT
Policy on eight year elementary education	In place
No detention	Notification issued
No corporal punishment	Notification issued
No board examination upto Elementary level	Notification issued
Banning private tuition	Notification issued
Banning screening procedure and capitation fees	Notification issued
Working days notified	239(P-UP)
Working days reported in DISE	236(P-UP)
Decentralized grievance redressal mechanism	Notified
Local Authority notified	MC, ZP, NP, P
% Schools with SMC constituted	98
25% Admission in private unaided schools at entry level	Notified

## School Infrastructure

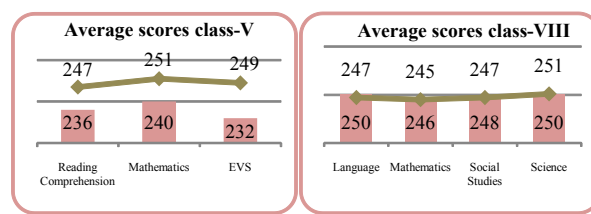
Indicator	2009-10	2012-13
No. of elementary schools (Govt.+Aided)	15,565	15,213
Student classroom ratio (SCR)	32	27
% Primary schools with SCR > 30*	50	34
% U. primary schools with SCR > 35*	31	31
% Schools with drinking water facility	99	100
% Schools with girls' toilet facility	87	90
% Schools with ramp	66	64
% Schools with playground	83	77
% Schools with boundary wall	95	97
% Schools with Kitchen shed	18	45

## Quality

Indicator	2012-13
% Teachers with professional qualification*	98
Having revised curriculum	Revised
Working hours as per RTE	39 hrs
Instructional hours as per RTE	920(P), 1150(UP)
Continuous Comprehensive Evaluation	Universal Coverage

## Teachers

Indicator	2009-10	2012-13
Total teachers (Govt.+Aided)	82,784	83,011
Pupil teacher ratio (PTR)	30	22
% Primary schools with PTR > 30*	66	49
% Upper primary schools with PTR > 35*	15	20
% Single teacher schools	4	2
No. of TET's conducted for teacher recruitment		4



State Score Group Avg. Score

The Subject score is on a scale of 500

Source: DISE, PMIS, Census, NAS NCERT

\*Government Schools



# Himachal Pradesh



## Demographic indicators (Census 2011)

Total population	68.56L	Literacy rate	82.8
% Urban population	10.0	Female literacy rate	75.9
% SC population	25.2	Male literacy rate	89.5
% ST population	5.7	Sex ratio (0-6 yrs.)	906
% Muslim population	1.97	Source: Census 2001	

## Enrolment

Indicator	2009-10	2012-13
Total enrolment primary	6,23,198	6,10,098
Total enrolment upper primary	4,12,919	3,74,800
% Girls to total enrolment primary	47	48
% Girls to total enrolment U. Primary	47	47
Gender parity index (GPI) primary	0.90	0.91
Gender parity index (GPI) U. Primary	0.89	0.88
% SC to total enrolment	28	29
% ST to total enrolment	6	6
% Muslim to total enrolment	1	2
CWSN enrolment	8,942	10,707
Annual Average drop-out rate (Primary)	2.8	-

## Status on RTE

Notification of State Rules	Notified
Constitution of SCPCR/REPA	Notified
Notification of academic authority	SCERT
Policy on eight year elementary education	In place
No detention	Notification issued
No corporal punishment	Notification issued
No board examination upto Elementary level	Notification issued
Banning private tuition	Notification issued
Banning screening procedure and capitation fees	Notification issued
Working days notified	220(P), 236(UP)
Working days reported in DISE	247(P), 246(UP)
Decentralized grievance redressal mechanism	Notified
Local Authority notified	MC, PS, NP, GP, BEO,
% Schools with SMC constituted	96
25% Admission in private unaided schools at entry level	Notified

## School Infrastructure

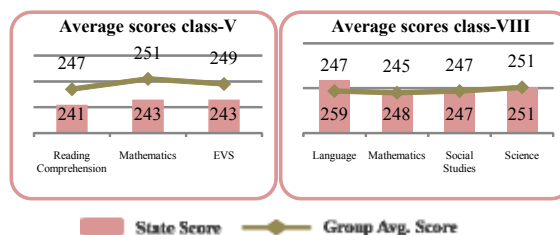
Indicator	2009-10	2012-13
No. of elementary schools (Govt.+Aided)	15,125	15,112
Student classroom ratio (SCR)	15	15
% Primary schools with SCR > 30*	5	3
% U. primary schools with SCR > 35*	16	14
% Schools with drinking water facility	98	99
% Schools with girls' toilet facility	56	78
% Schools with ramp	46	56
% Schools with playground	63	84
% Schools with boundary wall	50	64
% Schools with Kitchen shed	15	86

## Quality

Indicator	2012-13
% Teachers with professional qualification*	90
Having revised curriculum	Under process
Working hours as per RTE	36 hrs
Instructional hours as per RTE	800(P), 1000(UP)
Continuous Comprehensive Evaluation	Universal Coverage

## Teachers

Indicator	2009-10	2012-13
Total teachers (Govt.+Aided)	49,736	45,697
Pupil teacher ratio (PTR)	16	11
% Primary schools with PTR > 30*	6	4
% Upper primary schools with PTR > 35*	5	5
% Single teacher schools	6	7
No. of TET's conducted for teacher recruitment		4

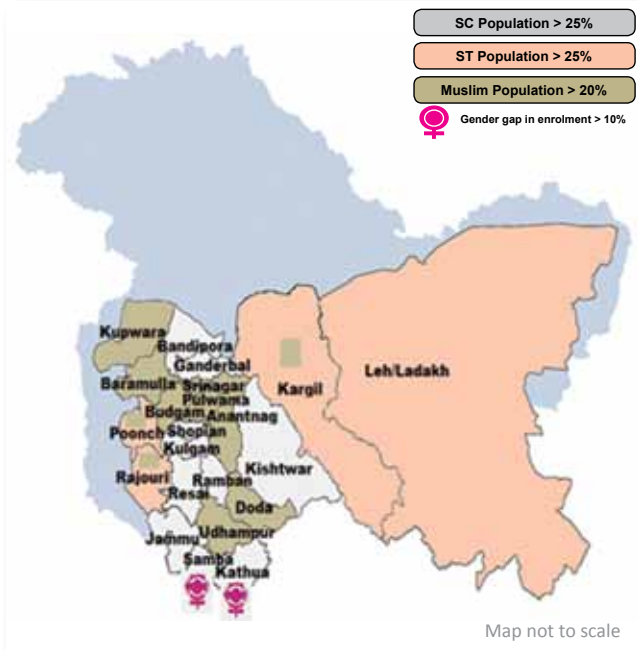


Source: DISE, PMIS, Census, NAS NCERT

\*Government Schools

The Subject score is on a scale of 500

# Jammu & Kashmir



Demographic indicators (Census 2011)			
Total population	1.25Cr	Literacy rate	67.2
% Urban population	27.2	Female literacy rate	56.4
% SC population	7.4	Male literacy rate	76.8
% ST population	11.9	Sex ratio (0-6 yrs.)	859
% Muslim population	66.97	Source: Census 2001	

Enrolment		
Indicator	2009-10	2012-13
Total enrolment primary	13,08,028	12,18,785
Total enrolment upper primary	6,65,266	6,40,316
% Girls to total enrolment primary	47	47
% Girls to total enrolment U. Primary	46	47
Gender parity index (GPI) primary	0.90	0.90
Gender parity index (GPI) U. Primary	0.85	0.89
% SC to total enrolment	8	8
% ST to total enrolment	14	17
% Muslim to total enrolment	67	67
CWSN enrolment	17,402	16,759
Annual Average drop-out rate (Primary)	3.5	8.4

## Status on RTE

Notification of State Rules<sup>§</sup>

Constitution of SCPCR/REPA

Notification of academic authority

Policy on eight year elementary education

No detention

No corporal punishment

No board examination upto Elementary level

Banning private tuition

Banning screening procedure and capitation fees

Working days notified

Working days reported in DISE

Decentralized grievance redressal mechanism

Local Authority notified

% Schools with SMC constituted 66

25% Admission in private unaided schools at NA entry level

RTE Act not applicable

As on 23-08-2013

## Teachers

Indicator	2009-10	2012-13
Total teachers (Govt.+Aided)	78,609	89,210
Pupil teacher ratio (PTR)	16	13
% Primary schools with PTR > 30*	14	5
% Upper primary schools with PTR > 35*	8	4
% Single teacher schools	12	7
No. of TET's conducted for teacher recruitment		NA

Source: DISE, PMIS, Census, NAS NCERT

<sup>§</sup> RTE Act not applicable to Jammu & Kashmir


\*Government Schools

## School Infrastructure

Indicator	2009-10	2012-13
No. of elementary schools (Govt.+Aided)	21,311	23,103
Student classroom ratio (SCR)	17	14
% Primary schools with SCR > 30*	15	5
% U. primary schools with SCR > 35*	19	12
% Schools with drinking water facility	86	88
% Schools with girls' toilet facility	24	28
% Schools with ramp	12	13
% Schools with playground	27	36
% Schools with boundary wall	30	32
% Schools with Kitchen shed	2	49

## Quality

Indicator	2012-13
% Teachers with professional qualification*	66
Having revised curriculum	Revised
Working hours as per RTE	NA
Instructional hours as per RTE	NA
Continuous Comprehensive Evaluation	Universal Coverage



State Score Group Avg. Score

The Subject score is on a scale of 500

# Jharkhand



## Demographic indicators (Census 2011)

Total population	3.29Cr	Literacy rate	66.4
% Urban population	24.1	Female literacy rate	55.4
% SC population	12.1	Male literacy rate	76.8
% ST population	26.2	Sex ratio (0-6 yrs.)	943
% Muslim population	13.85	Source: Census 2001	

## Enrolment

Indicator	2009-10	2012-13
Total enrolment primary	49,39,161	46,53,133
Total enrolment upper primary	15,84,772	19,65,317
% Girls to total enrolment primary	50	49
% Girls to total enrolment U. Primary	49	50
Gender parity index (GPI) primary	0.98	0.96
Gender parity index (GPI) U. Primary	0.95	1.00
% SC to total enrolment	15	15
% ST to total enrolment	30	29
% Muslim to total enrolment	13	14
CWSN enrolment	36,877	61,167
Annual Average drop-out rate (Primary)	15.8	7.5

## Status on RTE

Notification of State Rules	Notified
Constitution of SCPCR/REPA	Notified
Notification of academic authority	SCERT
Policy on eight year elementary education	In place
No detention	Notification issued
No corporal punishment	Notification issued
No board examination upto Elementary level	Notification issued
Banning private tuition	Notification issued
Banning screening procedure and capitation fees	Notification issued
Working days notified	200(P), 220(UP)
Working days reported in DISE	253(P-UP)
Decentralized grievance redressal mechanism	Not Notified
Local Authority notified	Not Notified
% Schools with SMC constituted	97
25% Admission in private unaided schools at entry level	Notified

## School Infrastructure

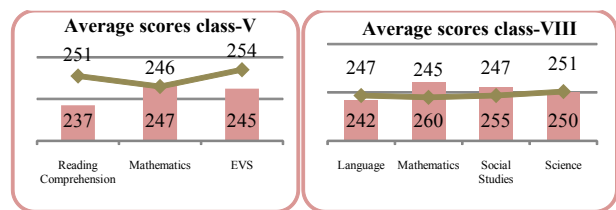
Indicator	2009-10	2012-13
No. of elementary schools (Govt.+Aided)	40,899	41,847
Student classroom ratio (SCR)	47	30
% Primary schools with SCR > 30*	59	29
% U. primary schools with SCR > 35*	68	39
% Schools with drinking water facility	85	91
% Schools with girls' toilet facility	49	62
% Schools with ramp	14	40
% Schools with playground	27	30
% Schools with boundary wall	22	26
% Schools with Kitchen shed	32	50

## Quality

Indicator	2012-13
% Teachers with professional qualification*	90
Having revised curriculum	Revised
Working hours as per RTE	36 hrs
Instructional hours as per RTE	800(P), 1000(UP)
Continuous Comprehensive Evaluation	In process

## Teachers

Indicator	2009-10	2012-13
Total teachers (Govt.+Aided)	1,39,630	1,27,071
Pupil teacher ratio (PTR)	44	39
% Primary schools with PTR > 30*	64	53
% Upper primary schools with PTR > 35*	69	67
% Single teacher schools	8	13
No. of TET's conducted for teacher recruitment		1




State Score Group Avg. Score

The Subject score is on a scale of 500

Source: DISE, PMIS, Census, NAS NCERT

\*Government Schools

# Karnataka



## Demographic indicators (Census 2011)

Total population	6.11Cr	Literacy rate	75.4
% Urban population	38.6	Female literacy rate	68.1
% SC population	17.1	Male literacy rate	82.5
% ST population	7.0	Sex ratio (0-6 yrs.)	943
% Muslim population	12.23	Source: Census 2001	

## Enrolment

Indicator	2009-10	2012-13
Total enrolment primary	54,18,842	53,79,332
Total enrolment upper primary	22,17,903	30,17,399
% Girls to total enrolment primary	48	48
% Girls to total enrolment U. Primary	48	48
Gender parity index (GPI) primary	0.94	0.93
Gender parity index (GPI) U. Primary	0.93	0.93
% SC to total enrolment	19	20
% ST to total enrolment	8	8
% Muslim to total enrolment	36	15
CWSN enrolment	83,443	1,15,587
Annual Average drop-out rate (Primary)	4.1	2.6

## Status on RTE

Notification of State Rules	Notified
Constitution of SCPCR/REPA	Notified
Notification of academic authority	DSERT
Policy on eight year elementary education	In place
No detention	Notification issued
No corporal punishment	Notification issued
No board examination upto Elementary level	Notification issued
Banning private tuition	Notification issued
Banning screening procedure and capitation fees	Notification issued
Working days notified	234 (P-UP)
Working days reported in DISE	230(P-UP)
Decentralized grievance redressal mechanism	Notified
Local Authority notified	MC, ZP, NP, P
% Schools with SMC constituted	86
25% Admission in private unaided schools at entry level	Notified

## School Infrastructure


Indicator	2009-10	2012-13
No. of elementary schools (Govt.+Aided)	49,018	49,044
Student classroom ratio (SCR)	25	22
% Primary schools with SCR > 30*	8	5
% U. primary schools with SCR > 35*	22	13
% Schools with drinking water facility	70	100
% Schools with girls' toilet facility	68	97
% Schools with ramp	55	66
% Schools with playground	54	63
% Schools with boundary wall	63	75
% Schools with Kitchen shed	75	43

## Quality

Indicator	2012-13
% Teachers with professional qualification*	99
Having revised curriculum	Revised
Working hours as per RTE	35 hrs
Instructional hours as per RTE	800(P), 1100(UP)
Continuous Comprehensive Evaluation	Universal Coverage

## Teachers

Indicator	2009-10	2012-13
Total teachers (Govt.+Aided)	2,08,393	2,03,793
Pupil teacher ratio (PTR)	27	25
% Primary schools with PTR > 30*	10	8
% Upper primary schools with PTR > 35*	18	15
% Single teacher schools	7	7
No. of TET's conducted for teacher recruitment		0

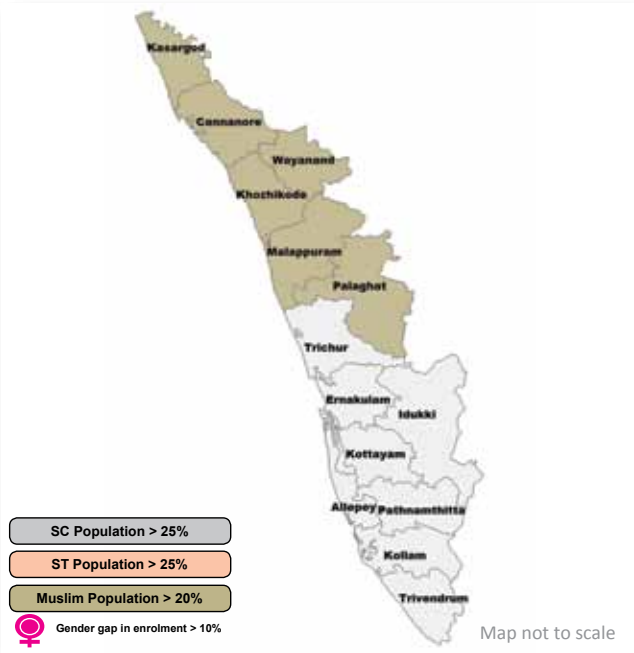


State Score Group Avg. Score

The Subject score is on a scale of 500

Source: DISE, PMIS, Census, NAS NCERT  
\*Government Schools

# Kerala



## Demographic indicators (Census 2011)

Total population	3.33Cr	Literacy rate	94.0
% Urban population	47.7	Female literacy rate	92.1
% SC population	9.1	Male literacy rate	96.1
% ST population	1.5	Sex ratio (0-6 yrs.)	959
% Muslim population	24.70	Source: Census 2001	

## Enrolment

Indicator	2009-10	2012-13
Total enrolment primary	19,87,815	24,71,358
Total enrolment upper primary	13,68,183	16,20,477
% Girls to total enrolment primary	50	49
% Girls to total enrolment U. Primary	49	49
Gender parity index (GPI) primary	0.98	0.95
Gender parity index (GPI) U. Primary	0.96	0.95
% SC to total enrolment	11	10
% ST to total enrolment	2	2
% Muslim to total enrolment	32	31
CWSN enrolment	98,588	1,54,250
Annual Average drop-out rate (Primary)	-	-

## Status on RTE

Notification of State Rules	Notified
Constitution of SCPCR/REPA	Notified
Notification of academic authority	SCERT
Policy on eight year elementary education	In place
No detention	Notification issued
No corporal punishment	Notification issued
No board examination upto Elementary level	Notification issued
Banning private tuition	Notification issued
Banning screening procedure and capitation fees	Notification issued
Working days notified	200(P-UP)
Working days reported in DISE	194(P), 195(UP)
Decentralized grievance redressal mechanism	Not Notified
Local Authority notified	PP, BP, GP
% Schools with SMC constituted	77
25% Admission in private unaided schools at entry level	Notified

## School Infrastructure

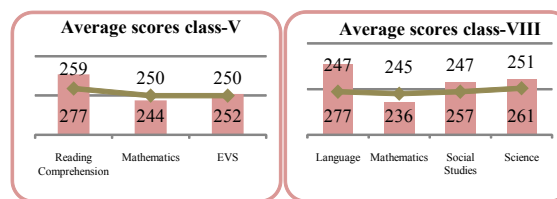
Indicator	2009-10	2012-13
No. of elementary schools (Govt.+Aided)	11,863	11,901
Student classroom ratio (SCR)	27	24
% Primary schools with SCR > 30*	17	6
% U. primary schools with SCR > 35*	23	18
% Schools with drinking water facility	99	98
% Schools with girls' toilet facility	76	80
% Schools with ramp	62	59
% Schools with playground	69	68
% Schools with boundary wall	77	81
% Schools with Kitchen shed	78	84

## Quality

Indicator	2012-13
% Teachers with professional qualification*	96
Having revised curriculum	Revised
Working hours as per RTE	30 hrs
Instructional hours as per RTE	800(P), 1000(UP)
Continuous Comprehensive Evaluation	Universal Coverage

## Teachers

Indicator	2009-10	2012-13
Total teachers (Govt.+Aided)	1,28,446	1,22,963
Pupil teacher ratio (PTR)	24	17
% Primary schools with PTR > 30*	10	4
% Upper primary schools with PTR > 35*	15	14
% Single teacher schools	1	2
No. of TET's conducted for teacher recruitment		3



State Score Group Avg. Score

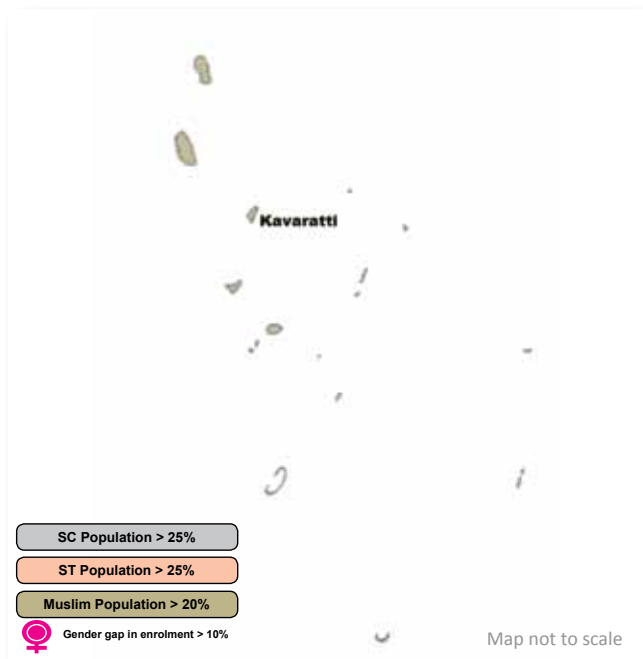
The Subject score is on a scale of 500

Source: DISE, PMIS, Census, NAS NCERT

\*Government Schools



# Lakshadweep



## Demographic indicators (Census 2011)

Total population	0.64L	Literacy rate	91.8
% Urban population	78.1	Female literacy rate	87.9
% SC population	0.0	Male literacy rate	95.6
% ST population	94.8	Sex ratio (0-6 yrs.)	908
% Muslim population	95.47	Source: Census 2001	

## Enrolment

Indicator	2009-10	2012-13
Total enrolment primary	6,880	5,560
Total enrolment upper primary	3,677	4,187
% Girls to total enrolment primary	50	49
% Girls to total enrolment U. Primary	50	53
Gender parity index (GPI) primary	1.01	0.96
Gender parity index (GPI) U. Primary	0.99	1.14
% SC to total enrolment	0	0
% ST to total enrolment	99	99
% Muslim to total enrolment	99	98
CWSN enrolment	251	501
Annual Average drop-out rate (Primary)	4.2	1.4

## Status on RTE

Notification of State Rules	Notified
Constitution of SCPCR/REPA	In process
Notification of academic authority	NCERT
Policy on eight year elementary education	In place
No detention	Notification issued
No corporal punishment	Notification issued
No board examination upto Elementary level	Notification issued
Banning private tuition	Notification issued
Banning screening procedure and capitation fees	Notification issued
Working days notified	200(P), 220(UP)
Working days reported in DISE	220(P-UP)
Decentralized grievance redressal mechanism	Not Notified
Local Authority notified	DP
% Schools with SMC constituted	100
25% Admission in private unaided schools at entry level	NA

## School Infrastructure

Indicator	2009-10	2012-13
No. of elementary schools (Govt.+Aided)	44	44
Student classroom ratio (SCR)	22	23
% Primary schools with SCR > 30*	5	11
% U. primary schools with SCR > 35*	8	4
% Schools with drinking water facility	100	100
% Schools with girls' toilet facility	70	86
% Schools with ramp	70	70
% Schools with playground	25	39
% Schools with boundary wall	57	50
% Schools with Kitchen shed	73	86

## Quality

Indicator	2012-13
% Teachers with professional qualification*	97
Having revised curriculum	Revised
Working hours as per RTE	35 hrs
Instructional hours as per RTE	800(P), 1000(UP)
Continuous Comprehensive Evaluation	Universal Coverage

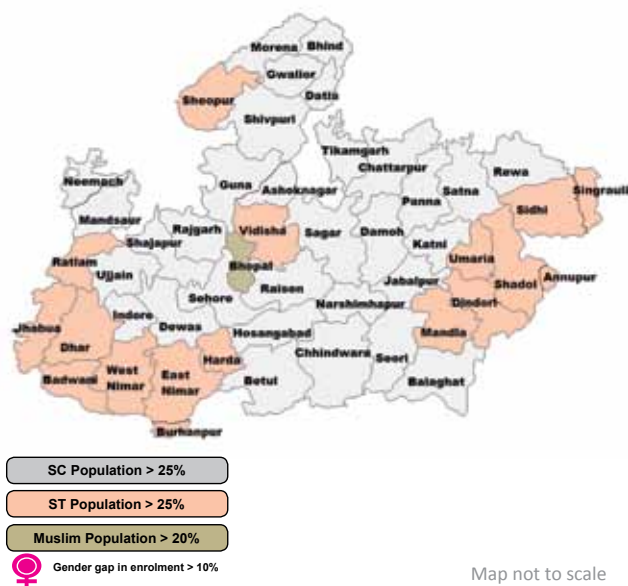
## Teachers

Indicator	2009-10	2012-13
Total teachers (Govt.+Aided)	742	720
Pupil teacher ratio (PTR)	14	12
% Primary schools with PTR > 30*	5	0
% Upper primary schools with PTR > 35*	0	8
% Single teacher schools	0	0
No. of TET's conducted for teacher recruitment		3

Source: DISE, PMIS, Census, NAS NCERT

\*Government Schools

# Madhya Pradesh



## Demographic indicators (Census 2011)

Total population	7.25Cr	Literacy rate	69.3
% Urban population	27.6	Female literacy rate	59.2
% SC population	15.6	Male literacy rate	78.7
% ST population	21.1	Sex ratio (0-6 yrs.)	912
% Muslim population	6.37	Source: Census 2001	

## Enrolment

Indicator	2009-10	2012-13
Total enrolment primary	1,09,27,623	99,88,985
Total enrolment upper primary	45,57,366	50,76,548
% Girls to total enrolment primary	49	48
% Girls to total enrolment U. Primary	48	50
Gender parity index (GPI) primary	0.97	0.93
Gender parity index (GPI) U. Primary	0.94	0.99
% SC to total enrolment	17	18
% ST to total enrolment	24	25
% Muslim to total enrolment	4	5
CWSN enrolment	87,698	73,313
Annual Average drop-out rate (Primary)	8.2	6.3

## Status on RTE

Notification of State Rules	Notified
Constitution of SCPCR/REPA	Notified
Notification of academic authority	SCERT
Policy on eight year elementary education	In place
No detention	Notification issued
No corporal punishment	Notification issued
No board examination upto Elementary level	Notification issued
Banning private tuition	Notification issued
Banning screening procedure and capitation fees	Notification issued
Working days notified	200(P), 220(UP)
Working days reported in DISE	220(P), 221(UP)
Decentralized grievance redressal mechanism	Notified
Local Authority notified	Not Notified
% Schools with SMC constituted	98
25% Admission in private unaided schools at entry level	Notified

## School Infrastructure

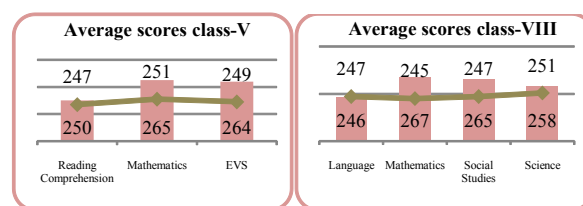
Indicator	2009-10	2012-13
No. of elementary schools (Govt.+Aided)	1,12,693	1,14,032
Student classroom ratio (SCR)	30	26
% Primary schools with SCR > 30*	43	29
% U. primary schools with SCR > 35*	35	37
% Schools with drinking water facility	94	96
% Schools with girls' toilet facility	38	71
% Schools with ramp	54	57
% Schools with playground	55	57
% Schools with boundary wall	43	45
% Schools with Kitchen shed	57	56

## Quality

Indicator	2012-13
% Teachers with professional qualification*	91
Having revised curriculum	Revised
Working hours as per RTE	36 hrs
Instructional hours as per RTE	800(P), 1000(UP)
Continuous Comprehensive Evaluation	Universal Coverage

## Teachers

Indicator	2009-10	2012-13
Total teachers (Govt.+Aided)	2,85,392	2,78,964
Pupil teacher ratio (PTR)	35	32
% Primary schools with PTR > 30*	62	48
% Upper primary schools with PTR > 35*	46	56
% Single teacher schools	14	15
No. of TET's conducted for teacher recruitment		1



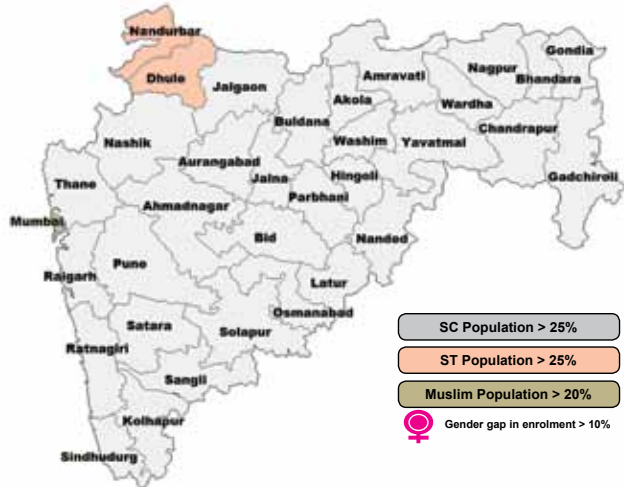
State Score (Red bar) Group Avg. Score (Green diamond)

The Subject score is on a scale of 500

Source: DISE, PMIS, Census, NAS NCERT

\*Government Schools

# Maharashtra



## Demographic indicators (Census 2011)

Total population	11.23Cr	Literacy rate	82.3
% Urban population	45.2	Female literacy rate	75.9
% SC population	11.8	Male literacy rate	88.4
% ST population	9.4	Sex ratio (0-6 yrs.)	883
% Muslim population	10.60	Source: Census 2001	

## Enrolment

Indicator	2009-10	2012-13
Total enrolment primary	1,03,56,617	1,02,84,359
Total enrolment upper primary	54,97,441	59,42,184
% Girls to total enrolment primary	47	47
% Girls to total enrolment U. Primary	47	46
Gender parity index (GPI) primary	0.89	0.89
Gender parity index (GPI) U. Primary	0.88	0.87
% SC to total enrolment	15	14
% ST to total enrolment	12	12
% Muslim to total enrolment	11	13
CWSN enrolment	1,11,571	2,66,617
Annual Average drop-out rate (Primary)	3.3	0.6

## Status on RTE

Notification of State Rules	Notified
Constitution of SCPCR/REPA	Notified
Notification of academic authority	SCERT
Policy on eight year elementary education	In place
No detention	Notification issued
No corporal punishment	Notification issued
No board examination upto Elementary level	Notification issued
Banning private tuition	Notification issued
Banning screening procedure and capitation fees	Notification issued
Working days notified	200(P), 220(UP)
Working days reported in DISE	226(P), 228(UP)
Decentralized grievance redressal mechanism	Notified
Local Authority notified	Not Notified
% Schools with SMC constituted	94
25% Admission in private unaided schools at entry level	Notified

## School Infrastructure


Indicator	2009-10	2012-13
No. of elementary schools (Govt.+Aided)	85,799	84,965
Student classroom ratio (SCR)	31	33
% Primary schools with SCR > 30*	20	13
% U. primary schools with SCR > 35*	26	20
% Schools with drinking water facility	94	98
% Schools with girls' toilet facility	70	90
% Schools with ramp	65	74
% Schools with playground	66	75
% Schools with boundary wall	60	69
% Schools with Kitchen shed	31	44

## Quality

Indicator	2012-13
% Teachers with professional qualification*	99
Having revised curriculum	In process
Working hours as per RTE	41 hrs
Instructional hours as per RTE	800(P), 1000(UP)
Continuous Comprehensive Evaluation	Universal Coverage

## Teachers

Indicator	2009-10	2012-13
Total teachers (Govt.+Aided)	4,68,907	4,34,393
Pupil teacher ratio (PTR)	30	25
% Primary schools with PTR > 30*	20	15
% Upper primary schools with PTR > 35*	18	12
% Single teacher schools	4	2
No. of TET's conducted for teacher recruitment		0



State Score Group Avg. Score

The Subject score is on a scale of 500

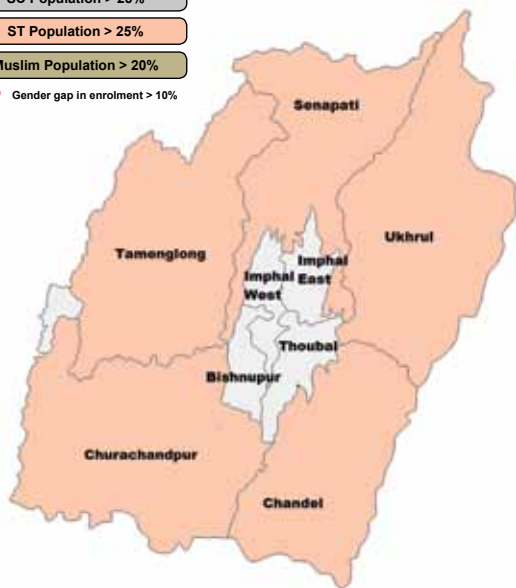
Source: DISE, PMIS, Census, NAS NCERT

\*Government Schools



# Manipur

- SC Population > 25%
- ST Population > 25%
- Muslim Population > 20%
- Gender gap in enrolment > 10%



Map not to scale

## Demographic indicators (Census 2011)

Total population	27.21L	Literacy rate	79.2
% Urban population	30.2	Female literacy rate	72.4
% SC population	3.8	Male literacy rate	86.1
% ST population	35.1	Sex ratio (0-6 yrs.)	934
% Muslim population	8.81	Source: Census 2001	

## Enrolment

Indicator	2009-10	2012-13
Total enrolment primary	3,43,935	3,88,548
Total enrolment upper primary	1,26,352	1,51,487
% Girls to total enrolment primary	50	50
% Girls to total enrolment U. Primary	50	50
Gender parity index (GPI) primary	1.00	0.99
Gender parity index (GPI) U. Primary	1.00	0.98
% SC to total enrolment	3	5
% ST to total enrolment	45	51
% Muslim to total enrolment	6	9
CWSN enrolment	2,469	4,955
Annual Average drop-out rate (Primary)	10.5	8.6

## Status on RTE

Notification of State Rules	Notified
Constitution of SCPCR/REPA	Notified
Notification of academic authority	SCERT
Policy on eight year elementary education	In place
No detention	Notification issued
No corporal punishment	Notification issued
No board examination upto Elementary level	Notification issued
Banning private tuition	Notification issued
Banning screening procedure and capitation fees	Notification issued
Working days notified	200(P), 220(UP)
Working days reported in DISE	207(P), 218(UP)
Decentralized grievance redressal mechanism	Notified
Local Authority notified	Not Notified
% Schools with SMC constituted	87
25% Admission in private unaided schools at entry level	Not Notified

## School Infrastructure

Indicator	2009-10	2012-13
No. of elementary schools (Govt.+Aided)	3,084	3,680
Student classroom ratio (SCR)	20	22
% Primary schools with SCR > 30*	12	8
% U. primary schools with SCR > 35*	9	10
% Schools with drinking water facility	92	88
% Schools with girls' toilet facility	23	72
% Schools with ramp	6	8
% Schools with playground	54	51
% Schools with boundary wall	32	32
% Schools with Kitchen shed	71	45

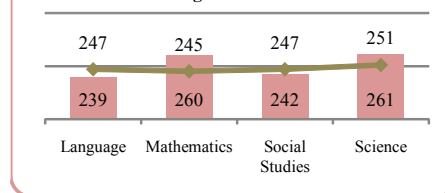
## Quality

Indicator	2012-13
% Teachers with professional qualification*	61
Having revised curriculum	Revised
Working hours as per RTE	28 hrs
Instructional hours as per RTE	800(P), 1000(UP)
Continuous Comprehensive Evaluation	Universal Coverage

## Teachers

Indicator	2009-10	2012-13
Total teachers (Govt.+Aided)	13,346	19,134
Pupil teacher ratio (PTR)	20	15
% Primary schools with PTR > 30*	29	6
% Upper primary schools with PTR > 35*	14	5
% Single teacher schools	12	5
No. of TET's conducted for teacher recruitment		2

## Average scores class-VIII




State Score Group Avg. Score

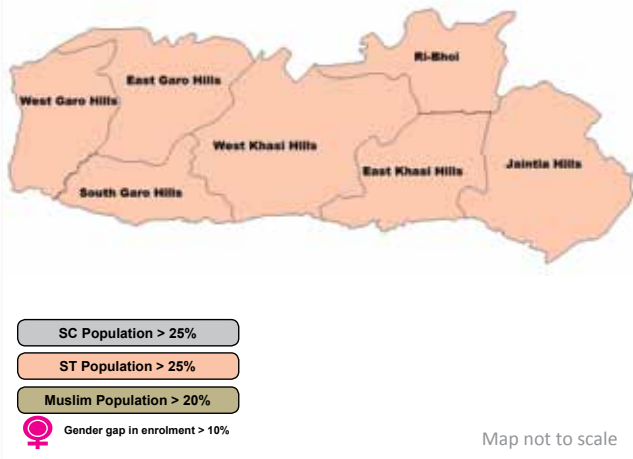
The Subject score is on a scale of 500

Source: DISE, PMIS, Census, NAS NCERT

\*Government Schools



# Meghalaya



## Demographic indicators (Census 2011)

Total population	29.64L	Literacy rate	74.4
% Urban population	20.1	Female literacy rate	72.9
% SC population	0.6	Male literacy rate	76.0
% ST population	86.1	Sex ratio (0-6 yrs.)	970
% Muslim population	4.28	Source: Census 2001	

## Enrolment

Indicator	2009-10	2012-13
Total enrolment primary	4,70,689	5,13,920
Total enrolment upper primary	1,35,638	1,98,795
% Girls to total enrolment primary	50	50
% Girls to total enrolment U. Primary	53	53
Gender parity index (GPI) primary	1.01	1.00
Gender parity index (GPI) U. Primary	1.13	1.13
% SC to total enrolment	1	1
% ST to total enrolment	92	91
% Muslim to total enrolment	2	2
CWSN enrolment	3,636	7,202
Annual Average drop-out rate (Primary)	17.3	13.9

## Status on RTE

Notification of State Rules	Notified
Constitution of SCPDR/REPA	Notified
Notification of academic authority	DERT
Policy on eight year elementary education	In place
No detention	Notification issued
No corporal punishment	Notification issued
No board examination upto Elementary level	Notification issued
Banning private tuition	Notification issued
Banning screening procedure and capitation fees	Notification issued
Working days notified	200(P), 220(UP)
Working days reported in DISE	192(P), 199(UP)
Decentralized grievance redressal mechanism	Not Notified
Local Authority notified	JDSEL
% Schools with SMC constituted	90
25% Admission in private unaided schools at entry level	Notified

## School Infrastructure

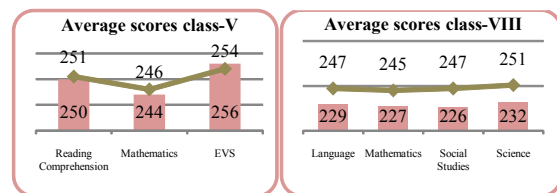
Indicator	2009-10	2012-13
No. of elementary schools (Govt.+Aided)	10,693	11,211
Student classroom ratio (SCR)	18	19
% Primary schools with SCR > 30*	17	21
% U. primary schools with SCR > 35*	13	8
% Schools with drinking water facility	61	59
% Schools with girls' toilet facility	32	44
% Schools with ramp	12	20
% Schools with playground	37	33
% Schools with boundary wall	18	19
% Schools with Kitchen shed	22	52

## Quality

Indicator	2012-13
% Teachers with professional qualification*	37
Having revised curriculum	Revised
Working hours as per RTE	25 hrs
Instructional hours as per RTE	600(P), 1000(UP)
Continuous Comprehensive Evaluation	Universal Coverage

## Teachers

Indicator	2009-10	2012-13
Total teachers (Govt.+Aided)	33,675	32,790
Pupil teacher ratio (PTR)	16	17
% Primary schools with PTR > 30*	12	18
% Upper primary schools with PTR > 35*	7	2
% Single teacher schools	11	7
No. of TET's conducted for teacher recruitment		0




State Score Group Avg. Score

The Subject score is on a scale of 500

Source: DISE, PMIS, Census, NAS NCERT

\*Government Schools

# Mizoram



Map not to scale

## Demographic indicators (Census 2011)

Total population	10.91L	Literacy rate	91.3
% Urban population	51.5	Female literacy rate	89.3
% SC population	0.1	Male literacy rate	93.3
% ST population	94.4	Sex ratio (0-6 yrs.)	971
% Muslim population	1.14	Source: Census 2001	

## Enrolment

Indicator	2009-10	2012-13
Total enrolment primary	1,81,367	1,76,069
Total enrolment upper primary	65,242	78,644
% Girls to total enrolment primary	48	48
% Girls to total enrolment U. Primary	49	48
Gender parity index (GPI) primary	0.94	0.92
Gender parity index (GPI) U. Primary	0.97	0.94
% SC to total enrolment	0	0
% ST to total enrolment	99	99
% Muslim to total enrolment	0	0
CWSN enrolment	6,370	6,424
Annual Average drop-out rate (Primary)	5.3	10.6

## Status on RTE

Notification of State Rules	Notified
Constitution of SCPCR/REPA	Notified
Notification of academic authority	SCERT
Policy on eight year elementary education	In place
No detention	Notification issued
No corporal punishment	Notification issued
No board examination upto Elementary level	Notification issued
Banning private tuition	Not Notified
Banning screening procedure and capitation fees	Not Notified
Working days notified	200(P), 220(UP)
Working days reported in DISE	204(P-UP)
Decentralized grievance redressal mechanism	Notified
Local Authority notified	CP, VEC
% Schools with SMC constituted	88
25% Admission in private unaided schools at entry level	Not Notified

## School Infrastructure

Indicator	2009-10	2012-13
No. of elementary schools (Govt.+Aided)	2,482	2,590
Student classroom ratio (SCR)	19	18
% Primary schools with SCR > 30*	10	10
% U. primary schools with SCR > 35*	16	7
% Schools with drinking water facility	86	92
% Schools with girls' toilet facility	57	28
% Schools with ramp	39	45
% Schools with playground	20	50
% Schools with boundary wall	42	62
% Schools with Kitchen shed	41	87

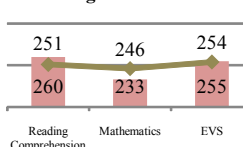
## Quality

Indicator	2012-13
% Teachers with professional qualification*	54
Having revised curriculum	In process
Working hours as per RTE	30 hrs
Instructional hours as per RTE	800(P), 1000(UP)
Continuous Comprehensive Evaluation	Universal Coverage

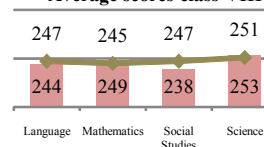
## Teachers

Indicator	2009-10	2012-13
Total teachers (Govt.+Aided)	12,980	15,668
Pupil teacher ratio (PTR)	15	13
% Primary schools with PTR > 30*	19	16
% Upper primary schools with PTR > 35*	4	2
% Single teacher schools	3	2
No. of TET's conducted for teacher recruitment		0

## Average scores class-V



## Average scores class-VIII



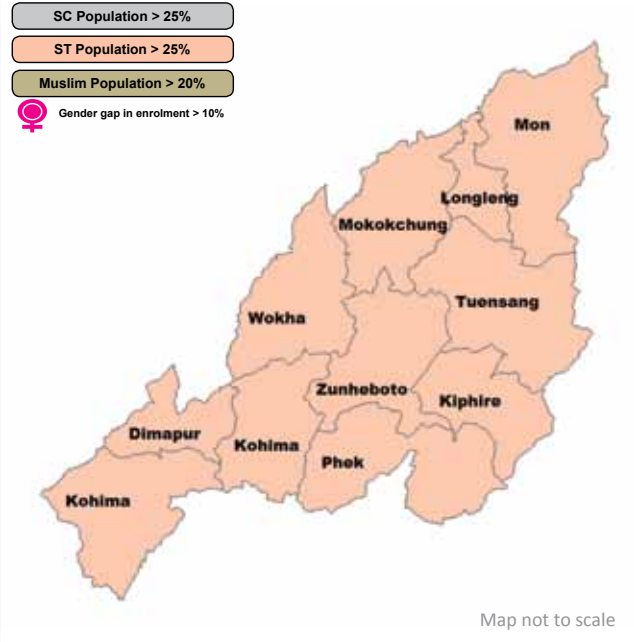
State Score Group Avg. Score

The Subject score is on a scale of 500

Source: DISE, PMIS, Census, NAS NCERT

\*Government Schools

# Nagaland



## Demographic indicators (Census 2011)

Total population	19.8L	Literacy rate	79.6
% Urban population	29.0	Female literacy rate	76.1
% SC population	0.0	Male literacy rate	82.8
% ST population	86.5	Sex ratio (0-6 yrs.)	944
% Muslim population	1.76	Source: Census 2001	

## Enrolment

Indicator	2009-10	2012-13
Total enrolment primary	2,78,190	2,91,156
Total enrolment upper primary	1,23,221	1,26,635
% Girls to total enrolment primary	49	49
% Girls to total enrolment U. Primary	49	50
Gender parity index (GPI) primary	0.95	0.97
Gender parity index (GPI) U. Primary	0.96	0.99
% SC to total enrolment	0	2
% ST to total enrolment	92	92
% Muslim to total enrolment	0	1
CWSN enrolment	2,798	8,246
Annual Average drop-out rate (Primary)	11.4	5.5

## Status on RTE

Notification of State Rules	Notified
Constitution of SCPCR/REPA	Notified
Notification of academic authority	SCERT
Policy on eight year elementary education	In place
No detention	Notification issued
No corporal punishment	Notification issued
No board examination upto Elementary level	Not Notified
Banning private tuition	Not Notified
Banning screening procedure and capitation fees	Not Notified
Working days notified	200(P), 220(UP)
Working days reported in DISE	193(P), 198(UP)
Decentralized grievance redressal mechanism	Not Notified
Local Authority notified	MC, TC, VC
% Schools with SMC constituted	75
25% Admission in private unaided schools at entry level	Not Notified

## School Infrastructure


Indicator	2009-10	2012-13
No. of elementary schools (Govt.+Aided)	2,007	2,624
Student classroom ratio (SCR)	21	21
% Primary schools with SCR > 30*	5	8
% U. primary schools with SCR > 35*	19	14
% Schools with drinking water facility	84	78
% Schools with girls' toilet facility	91	91
% Schools with ramp	8	18
% Schools with playground	43	44
% Schools with boundary wall	76	74
% Schools with Kitchen shed	79	66

## Quality

Indicator	2012-13
% Teachers with professional qualification*	61
Having revised curriculum	In process
Working hours as per RTE	28 hrs
Instructional hours as per RTE	800(P), 1000(UP)
Continuous Comprehensive Evaluation	In process

## Teachers

Indicator	2009-10	2012-13
Total teachers (Govt.+Aided)	12,799	14,406
Pupil teacher ratio (PTR)	19	17
% Primary schools with PTR > 30*	12	13
% Upper primary schools with PTR > 35*	7	5
% Single teacher schools	4	2
No. of TET's conducted for teacher recruitment		0



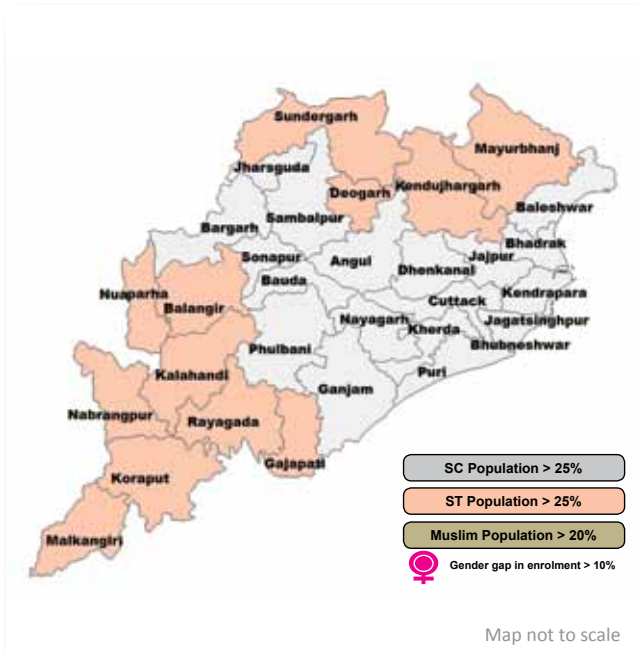
State Score Group Avg. Score

The Subject score is on a scale of 500

Source: DISE, PMIS, Census, NAS NCERT

\*Government Schools

# Odisha



## Demographic indicators (Census 2011)

Total population	4.19Cr.	Literacy rate	72.9
% Urban population	16.7	Female literacy rate	64.0
% SC population	17.1	Male literacy rate	81.6
% ST population	22.8	Sex ratio (0-6 yrs.)	934
% Muslim population	2.07	Source: Census 2001	

## Enrolment

Indicator	2009-10	2012-13
Total enrolment primary	43,66,931	43,36,961
Total enrolment upper primary	16,22,581	20,85,454
% Girls to total enrolment primary	49	48
% Girls to total enrolment U. Primary	49	49
Gender parity index (GPI) primary	0.95	0.93
Gender parity index (GPI) U. Primary	0.94	0.96
% SC to total enrolment	20	20
% ST to total enrolment	28	30
% Muslim to total enrolment	2	2
CWSN enrolment	75,841	1,13,208
Annual Average drop-out rate (Primary)	6.3	5.2

## Status on RTE

Notification of State Rules	Notified
Constitution of SCPCR/REPA	Notified
Notification of academic authority	SCERT
Policy on eight year elementary education	In place
No detention	Notification issued
No corporal punishment	Notification issued
No board examination upto Elementary level	Notification issued
Banning private tuition	Notification awaited
Banning screening procedure and capitation fees	Notification issued
Working days notified	200(P), 220(UP)
Working days reported in DISE	221(P), 222(UP)
Decentralized grievance redressal mechanism	Notified
Local Authority notified	DI
% Schools with SMC constituted	86
25% Admission in private unaided schools as entry level	Notified

## School Infrastructure

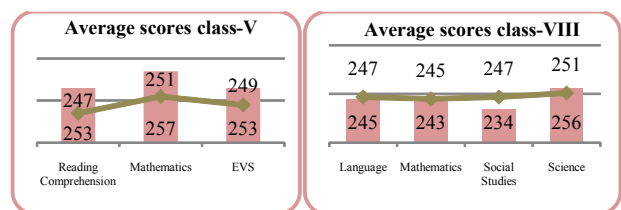
Indicator	2009-10	2012-13
No. of elementary schools (Govt.+Aided)	54,884	62,797
Student classroom ratio (SCR)	30	27
% Primary schools with SCR > 30*	29	23
% U. primary schools with SCR > 35*	44	36
% Schools with drinking water facility	89	95
% Schools with girls' toilet facility	38	23
% Schools with ramp	36	53
% Schools with playground	23	29
% Schools with boundary wall	58	66
% Schools with Kitchen shed	25	54

## Quality

Indicator	2012-13
% Teachers with professional qualification*	82
Having revised curriculum	Revised
Working hours as per RTE	36 hrs
Instructional hours as per RTE	800(P), 1000(UP)
Continuous Comprehensive Evaluation	Universal Coverage

## Teachers

Indicator	2009-10	2012-13
Total teachers (Govt.+Aided)	1,68,391	1,78,541
Pupil teacher ratio (PTR)	33	24
% Primary schools with PTR > 30*	39	28
% Upper primary schools with PTR > 35*	50	37
% Single teacher schools	12	7
No. of TET's conducted for teacher recruitment		2



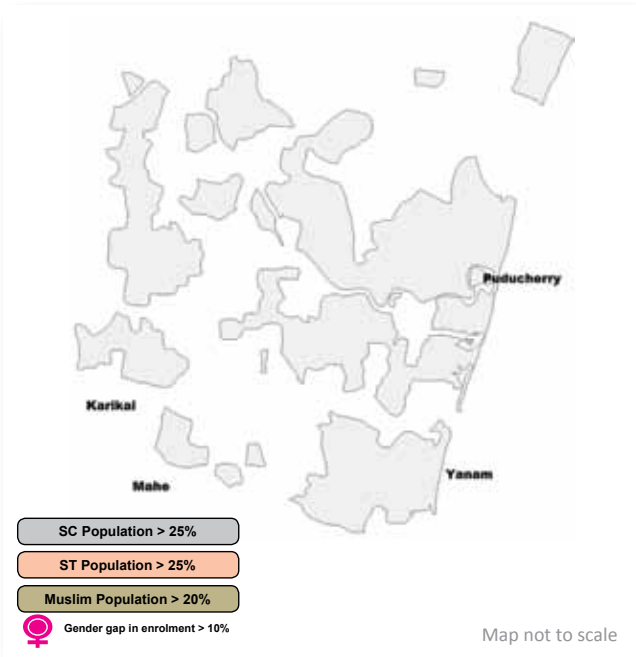
State Score Group Avg. Score

Source: DISE, PMIS, Census, NAS NCERT  
\*Government Schools

The Subject score is on a scale of 500



# Puducherry



## Demographic indicators (Census 2011)

Total population	12.44 L	Literacy rate	85.8
% Urban population	68.3	Female literacy rate	80.7
% SC population	15.7	Male literacy rate	91.3
% ST population	0.0	Sex ratio (0-6 yrs.)	965
% Muslim population	6.09	Source: Census 2001	

## Enrolment

Indicator	2009-10	2012-13
Total enrolment primary	1,12,795	1,08,502
Total enrolment upper primary	71,199	69,805
% Girls to total enrolment primary	49	49
% Girls to total enrolment U. Primary	48	49
Gender parity index (GPI) primary	0.94	0.95
Gender parity index (GPI) U. Primary	0.92	0.96
% SC to total enrolment	19	18
% ST to total enrolment	0	0
% Muslim to total enrolment	7	1
CWSN enrolment	1,338	740
Annual Average drop-out rate (Primary)	-	0.2

## Status on RTE

Notification of State Rules	Notified
Constitution of SCPCR/REPA	Notified
Notification of academic authority	SCERT
Policy on eight year elementary education	In place
No detention	Notification issued
No corporal punishment	Notification issued
No board examination upto Elementary level	Notification issued
Banning private tuition	Notification issued
Banning screening procedure and capitation fees	Notification issued
Working days notified	210(P-UP)
Working days reported in DISE	205(P), 207(UP)
Decentralized grievance redressal mechanism	Notified
Local Authority notified	MP, CP, GP
% Schools with SMC constituted	96
25% Admission in private unaided schools at entry level	Notified

## School Infrastructure


Indicator	2009-10	2012-13
No. of elementary schools (Govt.+Aided)	469	466
Student classroom ratio (SCR)	21	27
% Primary schools with SCR > 30*	18	5
% U. primary schools with SCR > 35*	11	19
% Schools with drinking water facility	100	100
% Schools with girls' toilet facility	89	95
% Schools with ramp	52	52
% Schools with playground	52	67
% Schools with boundary wall	86	94
% Schools with Kitchen shed	26	12

## Quality

Indicator	2012-13
% Teachers with professional qualification*	98
Having revised curriculum	Revised
Working hours as per RTE	37 hrs
Instructional hours as per RTE	800(P), 1000(UP)
Continuous Comprehensive Evaluation	Universal Coverage

## Teachers

Indicator	2009-10	2012-13
Total teachers (Govt.+Aided)	6,152	5,241
Pupil teacher ratio (PTR)	17	15
% Primary schools with PTR > 30*	6	2
% Upper primary schools with PTR > 35*	7	4
% Single teacher schools	0	0
No. of TET's conducted for teacher recruitment		2



State Score Group Avg. Score

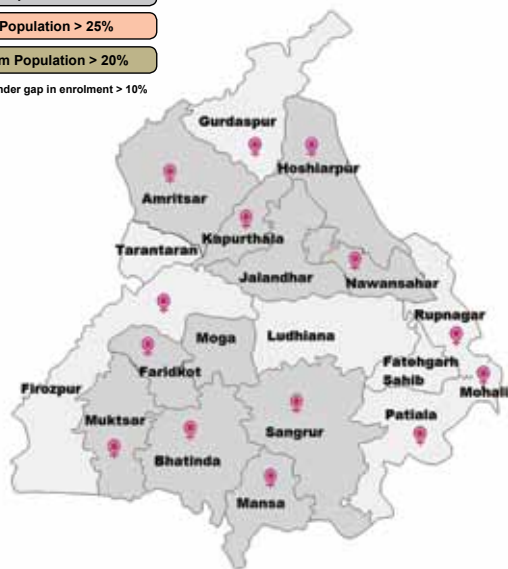
The Subject score is on a scale of 500

Source: DISE, PMIS, Census, NAS NCERT

\*Government Schools

# Punjab

- SC Population > 25%
- ST Population > 25%
- Muslim Population > 20%
- Gender gap in enrolment > 10%



Map not to scale

## Status on RTE

Notification of State Rules	Notified
Constitution of SCPCR/REPA	Notified
Notification of academic authority	SCERT
Policy on eight year elementary education	In place
No detention	Notification issued
No corporal punishment	Notification issued
No board examination upto Elementary level	Notification issued
Banning private tuition	Notification issued
Banning screening procedure and capitation fees	Notification issued
Working days notified	200(P), 220(UP)
Working days reported in DISE	236(P), 238(UP)
Decentralized grievance redressal mechanism	Notified
Local Authority notified	MC, ZP, NP, P,
% Schools with SMC constituted	97
25% Admission in private unaided schools at entry level	Notified

## Teachers

Indicator	2009-10	2012-13
Total teachers (Govt.+Aided)	81,898	86,608
Pupil teacher ratio (PTR)	28	18
% Primary schools with PTR > 30*	39	31
% Upper primary schools with PTR > 35*	14	12
% Single teacher schools	3	4
No. of TET's conducted for teacher recruitment		2

Source: DISE, PMIS, Census, NAS NCERT

\*Government Schools

## Demographic indicators (Census 2011)

Total population	2.77 Cr	Literacy rate	75.8
% Urban population	37.5	Female literacy rate	70.7
% SC population	31.9	Male literacy rate	80.4
% ST population	0.0	Sex ratio (0-6 yrs.)	846
% Muslim population	1.57	Source: Census 2001	

## Enrolment

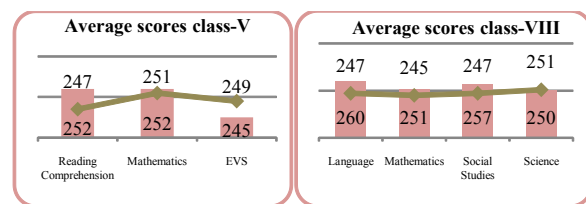
Indicator	2009-10	2012-13
Total enrolment primary	18,50,638	26,04,751
Total enrolment upper primary	10,57,686	14,38,875
% Girls to total enrolment primary	45	45
% Girls to total enrolment U. Primary	45	44
Gender parity index (GPI) primary	0.83	0.82
Gender parity index (GPI) U. Primary	0.82	0.78
% SC to total enrolment	46	41
% ST to total enrolment	0	0
% Muslim to total enrolment	2	2
CWSN enrolment	26,094	1,00,666
Annual Average drop-out rate (Primary)	4.7	1.6

## School Infrastructure

Indicator	2009-10	2012-13
No. of elementary schools (Govt.+Aided)	20,466	20,691
Student classroom ratio (SCR)	23	22
% Primary schools with SCR > 30*	28	23
% U. primary schools with SCR > 35*	17	26
% Schools with drinking water facility	99	100
% Schools with girls' toilet facility	99	82
% Schools with ramp	53	75
% Schools with playground	69	84
% Schools with boundary wall	91	97
% Schools with Kitchen shed	20	82

## Quality

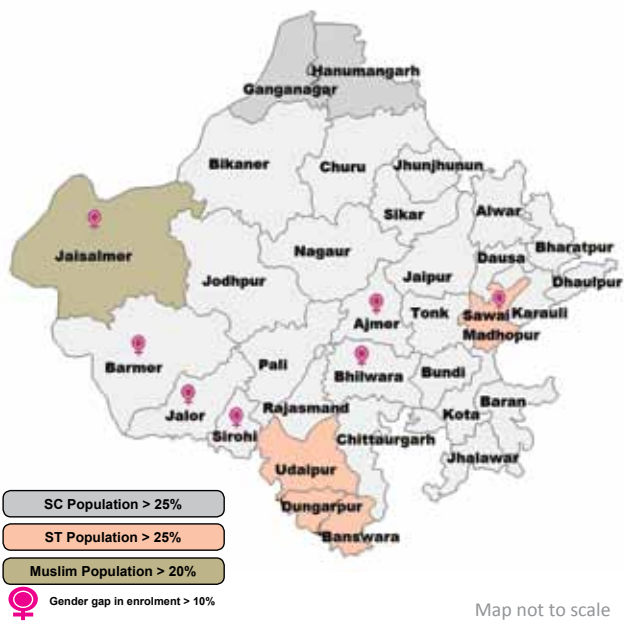
Indicator	2012-13
% Teachers with professional qualification*	92
Having revised curriculum	In process
Working hours as per RTE	36 hrs
Instructional hours as per RTE	975 (P&UP)
Continuous Comprehensive Evaluation	Universal Coverage



State Score (Red bar) Group Avg. Score (Green diamond)

The Subject score is on a scale of 500

# Rajasthan



## Demographic indicators (Census 2011)

Total population	6.86 Cr	Literacy rate	66.1
% Urban population	24.9	Female literacy rate	52.1
% SC population	17.8	Male literacy rate	79.2
% ST population	13.5	Sex ratio (0-6 yrs.)	883
% Muslim population	8.47	Source: Census 2001	

## Enrolment

Indicator	2009-10	2012-13
Total enrolment primary	86,27,768	86,55,936
Total enrolment upper primary	35,47,361	38,85,582
% Girls to total enrolment primary	47	47
% Girls to total enrolment U. Primary	43	45
Gender parity index (GPI) primary	0.87	0.88
Gender parity index (GPI) U. Primary	0.74	0.81
% SC to total enrolment	19	20
% ST to total enrolment	15	16
% Muslim to total enrolment	6	8
CWSN enrolment	1,19,227	65,535
Annual Average drop-out rate (Primary)	10.5	5.5

## Status on RTE

Notification of State Rules	Notified
Constitution of SCPCR/REPA	Notified
Notification of academic authority	SIERT
Policy on eight year elementary education	In place
No detention	Notification issued
No corporal punishment	Notification issued
No board examination upto Elementary level	Notification issued
Banning private tuition	Notification issued
Banning screening procedure and capitation fees	Notification issued
Working days notified	240(P-UP)
Working days reported in DISE	228(P), 230(UP)
Decentralized grievance redressal mechanism	Notified
Local Authority notified	Not Notified
% Schools with SMC constituted	93
25% Admission in private unaided schools at entry level	Notified

## School Infrastructure


Indicator	2009-10	2012-13
No. of elementary schools (Govt.+Aided)	81,832	78,901
Student classroom ratio (SCR)	24	23
% Primary schools with SCR > 30*	21	17
% U. primary schools with SCR > 35*	20	20
% Schools with drinking water facility	96	95
% Schools with girls' toilet facility	89	79
% Schools with ramp	51	43
% Schools with playground	43	48
% Schools with boundary wall	72	83
% Schools with Kitchen shed	37	72

## Quality

Indicator	2012-13
% Teachers with professional qualification*	98
Having revised curriculum	Revised
Working hours as per RTE	36 hrs
Instructional hours as per RTE	6 hours per day
Continuous Comprehensive Evaluation	Pilot

## Teachers

Indicator	2009-10	2012-13
Total teachers (Govt.+Aided)	2,85,366	2,70,194
Pupil teacher ratio (PTR)	27	22
% Primary schools with PTR > 30*	45	38
% Upper primary schools with PTR > 35*	26	18
% Single teacher schools	17	14
No. of TET's conducted for teacher recruitment		1



State Score Group Avg. Score


The Subject score is on a scale of 500

Source: DISE, PMIS, Census, NAS NCERT

\*Government Schools



# Sikkim



Map not to scale

## Status on RTE

Notification of State Rules	Notified
Constitution of SCPCR/REPA	Notified
Notification of academic authority	SCERT
Policy on eight year elementary education	In place
No detention	Notification issued
No corporal punishment	Notification issued
No board examination upto Elementary level	Notification issued
Banning private tuition	Notification issued
Banning screening procedure and capitation fees	Notification issued
Working days notified	200(P-UP)
Working days reported in DISE	217(P), 218(UP)
Decentralized grievance redressal mechanism	Notified
Local Authority notified	MAYER, DM, ZP, VP
% Schools with SMC constituted	92
25% Admission in private unaided schools at entry level	Not Notified

## Teachers

Indicator	2009-10	2012-13
Total teachers (Govt.+Aided)	8,473	7,535
Pupil teacher ratio (PTR)	12	10
% Primary schools with PTR > 30*	1	1
% Upper primary schools with PTR > 35*	3	2
% Single teacher schools	1	1
No. of TET's conducted for teacher recruitment		0

Source: DISE, PMIS, Census, NAS NCERT

\*Government Schools

## Demographic indicators (Census 2011)

Total population	6.07 L	Literacy rate	81.4
% Urban population	25.0	Female literacy rate	75.6
% SC population	4.6	Male literacy rate	86.6
% ST population	33.8	Sex ratio (0-6 yrs.)	944
% Muslim population	1.42	Source: Census 2001	

## Enrolment

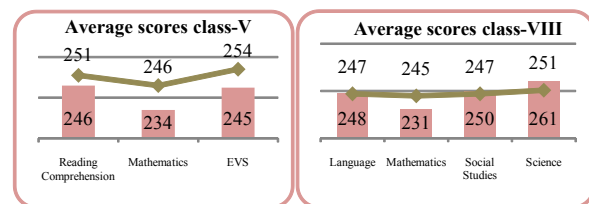
Indicator	2009-10	2012-13
Total enrolment primary	88,262	80,702
Total enrolment upper primary	35,840	44,628
% Girls to total enrolment primary	49	48
% Girls to total enrolment U. Primary	54	53
Gender parity index (GPI) primary	0.96	0.92
Gender parity index (GPI) U. Primary	1.19	1.11
% SC to total enrolment	7	7
% ST to total enrolment	36	37
% Muslim to total enrolment	1	1
CWSN enrolment	595	1,262
Annual Average drop-out rate (Primary)	4.5	2.2

## School Infrastructure

Indicator	2009-10	2012-13
No. of elementary schools (Govt.+Aided)	944	868
Student classroom ratio (SCR)	15	14
% Primary schools with SCR > 30*	2	1
% U. primary schools with SCR > 35*	5	11
% Schools with drinking water facility	97	97
% Schools with girls' toilet facility	75	61
% Schools with ramp	6	6
% Schools with playground	62	64
% Schools with boundary wall	27	33
% Schools with Kitchen shed	31	89

## Quality

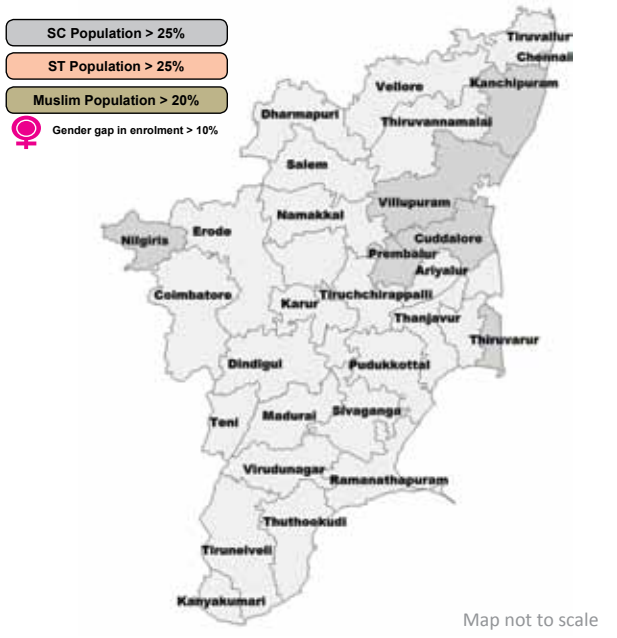
Indicator	2012-13
% Teachers with professional qualification*	77
Having revised curriculum	Revised
Working hours as per RTE	33 hrs
Instructional hours as per RTE	800(P), 1000(UP)
Continuous Comprehensive Evaluation	Universal Coverage



State Score Group Avg. Score

The Subject score is on a scale of 500

# Tamil Nadu



## Demographic indicators (Census 2011)

Total population	7.21 Cr.	Literacy rate	80.1
% Urban population	48.4	Female literacy rate	73.4
% SC population	20.0	Male literacy rate	86.8
% ST population	1.1	Sex ratio (0-6 yrs.)	946
% Muslim population	5.56	Source: Census 2001	

## Enrolment

Indicator	2009-10	2012-13
Total enrolment primary	61,90,928	60,21,843
Total enrolment upper primary	37,33,633	36,56,633
% Girls to total enrolment primary	49	49
% Girls to total enrolment U. Primary	48	49
Gender parity index (GPI) primary	0.94	0.95
Gender parity index (GPI) U. Primary	0.93	0.96
% SC to total enrolment	24	24
% ST to total enrolment	2	2
% Muslim to total enrolment	5	6
CWSN enrolment	76,326	96,139
Annual Average drop-out rate (Primary)	0.1	0.6

## Status on RTE

Notification of State Rules	Notified
Constitution of SCPCR/REPA	Notified
Notification of academic authority	DTERT
Policy on eight year elementary education	In place
No detention	Notification issued
No corporal punishment	Notification issued
No board examination upto Elementary level	Notification issued
Banning private tuition	Notification issued
Banning screening procedure and capitation fees	Notification issued
Working days	200(P), 220(UP)
Working days reported in DISE	213(P-UP)
Decentralized grievance redressal mechanism	Not Notified
Local Authority notified	Not Notified
% Schools with SMC constituted	87
25% Admission in private unaided schools at entry level	Notified

## School Infrastructure

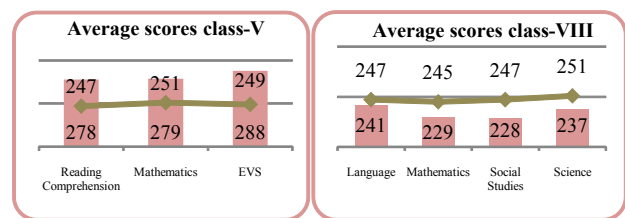
Indicator	2009-10	2012-13
No. of elementary schools (Govt.+Aided)	44,040	45,323
Student classroom ratio (SCR)	27	28
% Primary schools with SCR > 30*	16	12
% U. primary schools with SCR > 35*	30	35
% Schools with drinking water facility	100	99
% Schools with girls' toilet facility	69	72
% Schools with ramp	57	61
% Schools with playground	77	75
% Schools with boundary wall	67	78
% Schools with Kitchen shed	97	89

## Quality

Indicator	2012-13
% Teachers with professional qualification*	95
Having revised curriculum	Revised
Working hours as per RTE	36 hrs
Instructional hours as per RTE	1100 (P-UP)
Continuous Comprehensive Evaluation	Universal Coverage

## Teachers

Indicator	2009-10	2012-13
Total teachers (Govt.+Aided)	2,08,642	2,03,209
Pupil teacher ratio (PTR)	30	20
% Primary schools with PTR > 30*	27	20
% Upper primary schools with PTR > 35*	38	18
% Single teacher schools	2	4
No. of TET's conducted for teacher recruitment		4



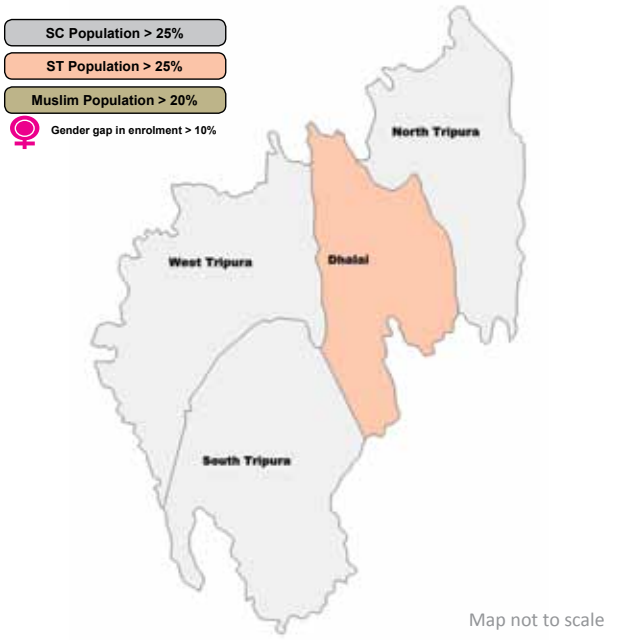
State Score Group Avg. Score

The Subject score is on a scale of 500

Source: DISE, PMIS, Census, NAS NCERT

\*Government Schools

# Tripura



## Demographic indicators (Census 2011)

Total population	36.71 L	Literacy rate	87.2
% Urban population	26.2	Female literacy rate	82.7
% SC population	17.8	Male literacy rate	91.5
% ST population	31.8	Sex ratio (0-6 yrs.)	953
% Muslim population	7.95	Source: Census 2001	

## Enrolment

Indicator	2009-10	2012-13
Total enrolment primary	4,44,516	3,91,556
Total enrolment upper primary	2,19,303	2,14,474
% Girls to total enrolment primary	49	49
% Girls to total enrolment U. Primary	49	49
Gender parity index (GPI) primary	0.95	0.96
Gender parity index (GPI) U. Primary	0.97	0.96
% SC to total enrolment	20	18
% ST to total enrolment	40	39
% Muslim to total enrolment	9	12
CWSN enrolment	3,730	2,295
Annual Average drop-out rate (Primary)	8.8	0.1

## Status on RTE

Notification of State Rules	Notified
Constitution of SCPCR/REPA	Notified
Notification of academic authority	SCERT
Policy on eight year elementary education	In place
No detention	Notification issued
No corporal punishment	Notification issued
No board examination upto Elementary level	Notification issued
Banning private tuition	Notification issued
Banning screening procedure and capitation fees	Notification issued
Working days notified	248(P-UP)
Working days reported in DISE	241(P), 239(UP)
Decentralized grievance redressal mechanism	Not Notified
Local Authority notified	GP, VEC, MC, NP
% Schools with SMC constituted	98
25% Admission in private unaided schools at entry level	Notified

## School Infrastructure

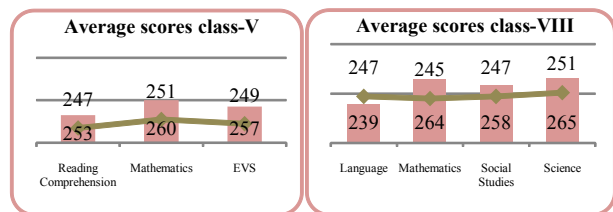
Indicator	2009-10	2012-13
No. of elementary schools (Govt.+Aided)	4,191	4,459
Student classroom ratio (SCR)	27	26
% Primary schools with SCR > 30*	12	10
% U. primary schools with SCR > 35*	37	28
% Schools with drinking water facility	79	86
% Schools with girls' toilet facility	42	39
% Schools with ramp	56	50
% Schools with playground	58	60
% Schools with boundary wall	13	19
% Schools with Kitchen shed	60	71

## Quality

Indicator	2012-13
% Teachers with professional qualification*	64
Having revised curriculum	Revised
Working hours as per RTE	28 hrs
Instructional hours as per RTE	1000 (P-UP)
Continuous Comprehensive Evaluation	In process

## Teachers

Indicator	2009-10	2012-13
Total teachers (Govt.+Aided)	26,762	30,276
Pupil teacher ratio (PTR)	24	14
% Primary schools with PTR > 30*	16	11
% Upper primary schools with PTR > 35*	26	7
% Single teacher schools	1	1
No. of TET's conducted for teacher recruitment		0



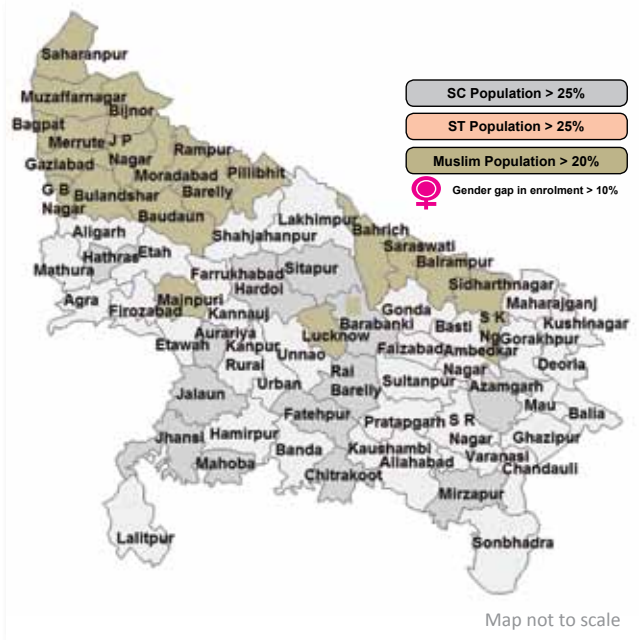
State Score Group Avg. Score

The Subject score is on a scale of 500

Source: DISE, PMIS, Census, NAS NCERT

\*Government Schools

# Uttar Pradesh



## Demographic indicators (Census 2011)

Total population	19.95	Literacy rate	67.7
% Urban population	22.3	Female literacy rate	57.2
% SC population	20.7	Male literacy rate	77.3
% ST population	0.6	Sex ratio (0-6 yrs.)	899
% Muslim population	18.50	Source: Census 2001	

## Enrolment

Indicator	2009-10	2012-13
Total enrolment primary	2,39,33,247	2,66,71,203
Total enrolment upper primary	76,04,400	1,04,27,087
% Girls to total enrolment primary	49	49
% Girls to total enrolment U. Primary	50	51
Gender parity index (GPI) primary	0.98	0.95
Gender parity index (GPI) U. Primary	1.00	1.02
% SC to total enrolment	27	28
% ST to total enrolment	1	1
% Muslim to total enrolment	10	13
CWSN enrolment	1,16,191	2,75,691
Annual Average drop-out rate (Primary)	16.7	7.1

## Status on RTE

Notification of State Rules	Notified
Constitution of SCPCR/REPA	Notified
Notification of academic authority	SCERT
Policy on eight year elementary education	In place
No detention	Notification issued
No corporal punishment	Notification issued
No board examination upto Elementary level	Notification issued
Banning private tuition	Notification issued
Banning screening procedure and capitation fees	Notification issued
Working days notified	Not Notified
Working days reported in DISE	226(P), 227(UP)
Decentralized grievance redressal mechanism	Notified
Local Authority notified	GP, NN, NP
% Schools with SMC constituted	89
25% Admission in private unaided schools at entry level	Notified

## School Infrastructure

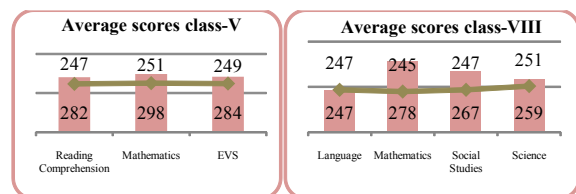
Indicator	2009-10	2012-13
No. of elementary schools (Govt.+Aided)	1,54,809	1,73,036
Student classroom ratio (SCR)	36	32
% Primary schools with SCR > 30*	59	39
% U. primary schools with SCR > 35*	23	16
% Schools with drinking water facility	98	98
% Schools with girls' toilet facility	72	95
% Schools with ramp	59	75
% Schools with playground	62	74
% Schools with boundary wall	52	66
% Schools with Kitchen shed	49	74

## Quality

Indicator	2012-13
% Teachers with professional qualification*	72
Having revised curriculum	Revised
Working hours as per RTE	45 hrs
Instructional hours as per RTE	
Continuous Comprehensive Evaluation	Partial

## Teachers

Indicator	2009-10	2012-13
Total teachers (Govt.+Aided)	5,10,886	5,81,804
Pupil teacher ratio (PTR)	45	39
% Primary schools with PTR > 30*	65	52
% Upper primary schools with PTR > 35*	48	40
% Single teacher schools	8	9
No. of TET's conducted for teacher recruitment		3



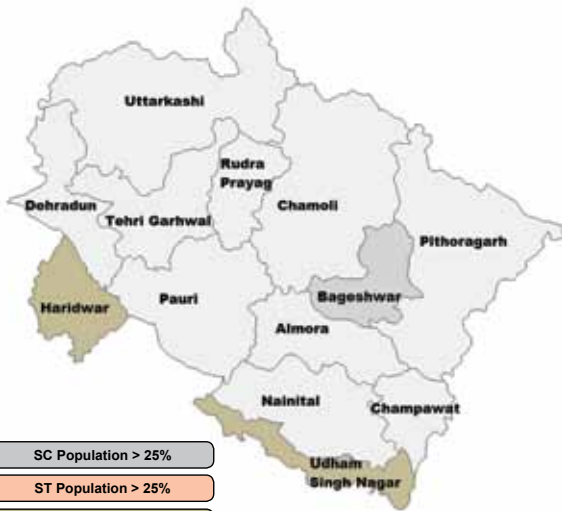
State Score Group Avg. Score

The Subject score is on a scale of 500

Source: DISE, PMIS, Census, NAS NCERT

\*Government Schools

# Uttarakhand



Map not to scale

## Status on RTE

Notification of State Rules	Notified
Constitution of SCPCR/REPA	Notified
Notification of academic authority	SCERT
Policy on eight year elementary education	In place
No detention	Notification issued
No corporal punishment	Notification issued
No board examination upto Elementary level	Notification issued
Banning private tuition	Notification issued
Banning screening procedure and capitation fees	Notification issued
Working days notified	220(P), 230(UP)
Working days reported in DISE	228(P), 226(UP)
Decentralized grievance redressal mechanism	Notified
Local Authority notified	MC,ZP,NP,SMC,DEO
% Schools with SMC constituted	97
25% Admission in private unaided schools at entry level	Notified

## Teachers

Indicator	2009-10	2012-13
Total teachers (Govt.+Aided)	47,701	46,063
Pupil teacher ratio (PTR)	23	18
% Primary schools with PTR > 30*	24	17
% Upper primary schools with PTR > 35*	11	12
% Single teacher schools	13	12
No. of TET's conducted for teacher recruitment		1

Source: DISE, PMIS, Census, NAS NCERT

\*Government Schools

## Demographic indicators (Census 2011)

Total population	1.01Cr	Literacy rate	78.8
% Urban population	30.6	Female literacy rate	70.0
% SC population	18.8	Male literacy rate	87.4
% ST population	2.9	Sex ratio (0-6 yrs.)	886
% Muslim population	11.92	Source: Census 2001	

## Enrolment

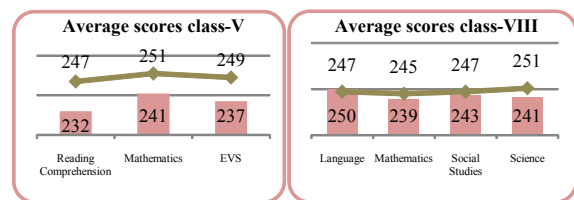
Indicator	2009-10	2012-13
Total enrolment primary	10,44,735	10,86,082
Total enrolment upper primary	5,34,994	5,82,381
% Girls to total enrolment primary	48	47
% Girls to total enrolment U. Primary	49	49
Gender parity index (GPI) primary	0.93	0.90
Gender parity index (GPI) U. Primary	0.95	0.95
% SC to total enrolment	26	25
% ST to total enrolment	3	3
% Muslim to total enrolment	13	14
CWSN enrolment	8,169	8,571
Annual Average drop-out rate (Primary)	9.9	4.3

## School Infrastructure

Indicator	2009-10	2012-13
No. of elementary schools (Govt.+Aided)	17,857	18,002
Student classroom ratio (SCR)	19	19
% Primary schools with SCR > 30*	15	10
% U. primary schools with SCR > 35*	11	11
% Schools with drinking water facility	90	96
% Schools with girls' toilet facility	58	64
% Schools with ramp	35	46
% Schools with playground	59	57
% Schools with boundary wall	78	82
% Schools with Kitchen shed	66	71

## Quality

Indicator	2012-13
% Teachers with professional qualification*	94
Having revised curriculum	Revised
Working hours as per RTE	33 hrs
Instructional hours as per RTE	990(P), 1035(UP)
Continuous Comprehensive Evaluation	Pilot

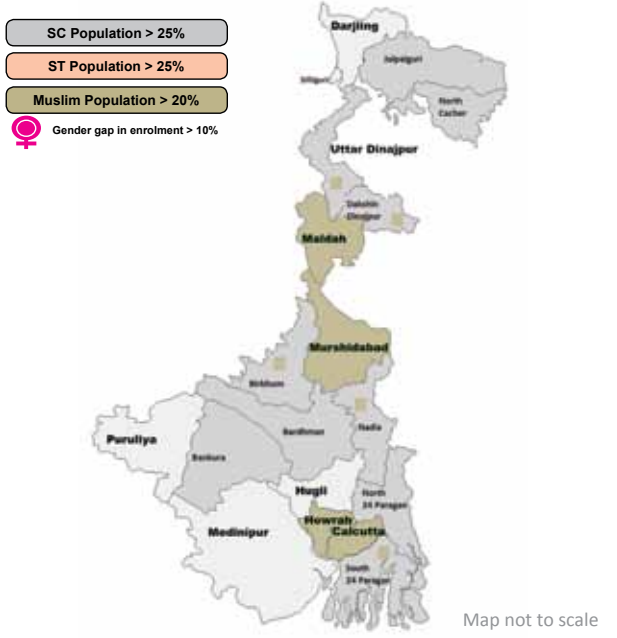


State Score (Red bar), Group Avg. Score (Green line)

The Subject score is on a scale of 500



# West Bengal



## Demographic indicators (Census 2011)

Total population	9.13 Cr	Literacy rate	76.3
% Urban population	31.9	Female literacy rate	70.5
% SC population	23.5	Male literacy rate	81.7
% ST population	5.8	Sex ratio (0-6 yrs.)	950
% Muslim population	25.25	Source: Census 2001	

## Enrolment

Indicator	2009-10	2012-13
Total enrolment primary	1,05,45,319	97,31,912
Total enrolment upper primary	44,95,475	47,48,869
% Girls to total enrolment primary	49	49
% Girls to total enrolment U. Primary	51	52
Gender parity index (GPI) primary	0.98	0.98
Gender parity index (GPI) U. Primary	1.06	1.08
% SC to total enrolment	27	27
% ST to total enrolment	7	7
% Muslim to total enrolment	31	31
CWSN enrolment	1,48,077	1,72,268
Annual Average drop-out rate (Primary)	8.7	6.6

## Status on RTE

Notification of State Rules	Notified
Constitution of SCPCR/REPA	Notified
Notification of academic authority	WBBPE(P), WBBSE(UP)
Policy on eight year elementary education	In place
No detention	Notification issued
No corporal punishment	Notification issued
No board examination upto Elementary level	Notification issued
Banning private tuition	Notification issued
Banning screening procedure and capitation fees	Notification issued
Working days notified	216(P), 248(UP)
Working days reported in DISE	219(P), 214(UP)
Decentralized grievance redressal mechanism	Notified
Local Authority notified	PS, MP, Borough, MC
% Schools with SMC constituted	51
25% Admission in private unaided schools at entry level	Notified

## School Infrastructure

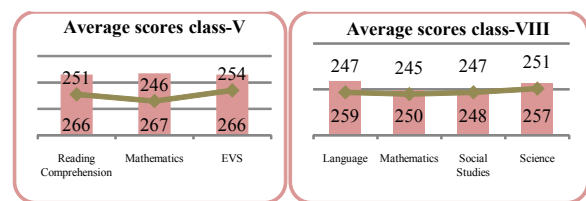
Indicator	2009-10	2012-13
No. of elementary schools (Govt.+Aided)	77,936	82,642
Student classroom ratio (SCR)	42	37
% Primary schools with SCR > 30*	61	46
% U. primary schools with SCR > 35*	78	71
% Schools with drinking water facility	96	98
% Schools with girls' toilet facility	49	42
% Schools with ramp	50	50
% Schools with playground	37	33
% Schools with boundary wall	0	37
% Schools with Kitchen shed	52	67

## Quality

Indicator	2012-13
% Teachers with professional qualification*	55
Having revised curriculum	In process
Working hours as per RTE	33 hrs
Instructional hours as per RTE	840(P), 1027(UP)
Continuous Comprehensive Evaluation	In process

## Teachers

Indicator	2009-10	2012-13
Total teachers (Govt.+Aided)	3,18,637	3,69,553
Pupil teacher ratio (PTR)	39	27
% Primary schools with PTR > 30*	59	37
% Upper primary schools with PTR > 35*	69	57
% Single teacher schools	6	3
No. of TET's conducted for teacher recruitment		2



State Score Group Avg. Score

The Subject score is on a scale of 500

Source: DISE, PMIS, Census, NAS NCERT

\*Government Schools



**SOME GOOD PRACTICES  
WITH REGARD TO NOTIFICATIONS  
ISSUED UNDER THE RTE ACT**

बिहार सरकार  
शिक्षा विभाग।

(प्राथमिक शिक्षा निदेशालय)

शिक्षा के अधिकार के अन्तर्गत शिकायत निवारण प्रक्रिया

- 1. स्थानीय प्राधिकार :-** राज्य सरकार की अधिसूचना संख्या-707 दिनांक-27.09.2012 के द्वारा ग्राम पंचायत तथा पंचायत समिति की "शिक्षा समिति" को तथा नगर निगम, नगर परिषद एवं नगर पंचायत की "सशक्त स्थायी समिति" को स्थानीय प्राधिकार घोषित किया गया है। ग्राम पंचायत की शिक्षा समिति प्राथमिक विद्यालय तथा पंचायत समिति की शिक्षा समिति मध्य विद्यालय के लिए स्थानीय प्राधिकार घोषित है।
- 2. शिकायत प्राप्त स्थल :-** ग्राम पंचायत तथा पंचायत समिति की "शिक्षा समिति" तथा नगर निकाय की शिक्षा सशक्त स्थायी समिति" के कार्यालय स्थल पर शिक्षा के अधिकार संबंधित शिकायत प्राप्त किया जायेगा। इसके लिए स्थानीय प्राधिकार के द्वारा प्राप्तकर्ता का नाम एवं पदनाम घोषित किया जाएगा। स्थानीय प्राधिकार का यह दायित्व होगा कि इसकी जानकारी अपने-अपने कार्य क्षेत्र में आम लोगो को देने की व्यवस्था करें।
- 3. शिकायत पंजी :-** प्रत्येक स्थानीय प्राधिकार की शिक्षा समिति एवं सशक्त स्थायी समिति के कार्यालय में शिकायत पत्रों की प्राप्ति हेतु एक शिकायत पंजी (प्रमाणीकरण के साथ) संधारित की जायेगी। इस शिकायत पंजी में शिकायत दर्ज की जायेगी तथा शिकायतकर्ता को शिकायत प्राप्ति संख्या एवं तिथि से संबंधित प्राप्ति रसीद दी जायेगी जो शिकायत-प्रपत्र के अधोभाग में वर्णित है।
- 4. शिकायत दाखिल करना एवं निष्पादन की प्रक्रिया :-** शिक्षा के अधिकार से संबंधित शिकायतों की सूची शिकायत पत्र के पीठ पर अंकित है। शिकायतकर्ता इसका उल्लेख आवेदन पत्र में करेंगे। प्रत्येक शिकायत के संबंध में कार्रवाई हेतु सक्षम प्राधिकार तथा अपील हेतु अपीलीय प्राधिकार की सूची अनुलग्नक "क" के रूप में संलग्न किया गया है। शिकायत प्राप्ति के 7 दिनों के अन्दर स्थानीय प्राधिकार द्वारा या तो शिकायत का निष्पादन कर दिया जाएगा अथवा इसे निष्पादन हेतु सक्षम प्राधिकार को भेज दिया जाएगा। सक्षम प्राधिकार के द्वारा शिकायत प्राप्ति के 30 दिनों के अन्दर उसका निष्पादन कर दिया जाएगा। सक्षम प्राधिकार द्वारा शिकायत का निष्पादन नहीं किये जाने पर शिकायतकर्ता अपीलीय प्राधिकार के पास अपील कर सकेंगे। अपीलीय प्राधिकार के द्वारा भी अपील प्राप्ति से 30 दिनों के अन्दर सुनवाई कर उसका निष्पादन किया जायेगा। अपीलीय प्राधिकार के निर्णय से असंतुष्ट होने पर शिकायतकर्ता सीधे राज्य बाल अधिकार संरक्षण आयोग में अपील दायर कर सकेंगे। अधिकार के बिन्दु, कार्रवाई के लिए सक्षम प्राधिकार तथा अपीलीय प्राधिकार से सम्बन्धित सारणी इसके साथ संलग्न की गई है।
- 5. प्रखंड एवं जिला स्तर पर शिक्षा संवाद का आयोजन :-** शिक्षा के अधिकार के संबंध में आम लोगों को जानकारी हेतु एवं प्राप्त शिकायतों के निष्पादन हेतु प्रखंड एवं जिला स्तर पर प्रत्येक माह के द्वितीय शनिवार को 10 से 01:00 बजे तक शिक्षा संवाद का आयोजन किया जायेगा। इस आयोजन में राष्ट्रीय बाल संरक्षण आयोग के राज्य इकाई के द्वारा तथा राज्य बाल संरक्षण आयोग के द्वारा आवश्यक सहयोग

दिया जायेगा। प्रखंड स्तर पर प्रखंड शिक्षा पदाधिकारी तथा जिला स्तर पर जिला शिक्षा पदाधिकारी के द्वारा शिक्षा संवाद आयोजन हेतु आवश्यक व्यवस्था की जायेगी।

**6. शिक्षा के अधिकार की जानकारी :-** शिक्षा के अधिकार से संबंधित बिन्दुओं की जानकारी पंचायत प्रतिनिधियों के प्रशिक्षण में एवं विद्यालय शिक्षा समिति के सदस्यों के प्रशिक्षण में दी जायेगी। साथ ही विद्यालय के प्रधानाध्यापक/प्रधान शिक्षक के द्वारा समय-समय पर अभिभावकों की गोष्ठी बुलाकर शिक्षा से संबंधित अधिकारों की जानकारी दी जायेगी।

**अनुलग्नक :- (i)** शिक्षा के अधिकार के विषय बिन्दु, सक्षम प्राधिकार एवं अपीलीय प्राधिकार से सम्बन्धित सारणी।

**(ii) प्रपत्र :- (क) -** शिक्षा के अधिकार से संबंधित शिकायत-पत्र का प्रपत्र।

प्रपत्र :- **(ख) -** शिक्षा के अधिकार से संबंधित शिकायत पत्र पर कार्रवाई की स्थिति से सम्बन्धित प्रपत्र।

प्रपत्र :- **(ग) -** कार्रवाई से असंतुष्ट होने पर अपीलीय प्राधिकार के पास अपील दायर करने से संबंधित प्रपत्र।

---

XXXXXX

---

(सारणी)

बिहार सरकार  
शिक्षा विभाग।  
शिक्षा के अधिकार के विषय बिन्दु, सक्षम प्राधिकार एवं अपीलीय प्राधिकार

क्रमांक	मुख्य विषय से सम्बन्धित अधिकार बिन्दु	सक्षम प्राधिकार का नाम जिसके द्वारा कार्रवाई अपेक्षित है।	सक्षम प्राधिकार द्वारा कार्रवाई नहीं करने पर अपील सुनने के लिए अपीलीय प्राधिकार	अभ्युक्ति
विद्यालय की सुविधा				
1.	विद्यालय की सुविधा	जिला शिक्षा पदाधिकारी	राज्य परियोजना निदेशक, बी०ई०पी०	अपीलीय प्राधिकार द्वारा सामान्यतः 30 दिनों के अन्दर शिकायत सम्बन्धी अपील की सुनवाई कर निष्पादन किया जाएगा। अपीलीय प्राधिकार के निर्णय से असंतुष्ट होने पर आवेदनकर्ता सीधे राज्य बाल अधिकार संरक्षण आयोग में अपील दायर कर सकेंगे।
2.	स्थानीय प्राधिकार एवं विद्यालय में 6-14 वर्ष के बच्चों के विवरण का संधारण	विद्यालय स्थानीय प्राधिकार	प्रखण्ड शिक्षा पदाधिकारी	
3.	पड़ोस के प्रत्येक गाँव/टोला के लिए विद्यालय की घोषणा (1 कि०मी० के अन्दर मान्यता प्राप्त प्राथमिक विद्यालय एवं 3 कि०मी० के अन्दर मान्यता प्राप्त मध्य विद्यालय)	प्रखण्ड शिक्षा प्रसार पदाधिकारी	जिला शिक्षा पदा०	
4.	विद्यालय जाने में बच्चों की सुरक्षा का ध्यान (नदी, पहाड़ खाई आदि)	विद्यालय/स्थानीय प्राधिकार	प्रखण्ड शिक्षा पदाधिकारी	
5.	आवश्यकतानुसार विद्यालय जाने हेतु वाहन की व्यवस्था	जिला शिक्षा पदाधिकारी	राज्य परियोजना निदेशक, बी०ई०पी०	
6.	निःशक्त बच्चों के लिए सहायक उपकरण की व्यवस्था	जिला शिक्षा पदा०	राज्य परियोजना निदेशक, बी०ई०पी०	
विद्यालय में नामांकन				
7.	स्कूल में प्रवेश हेतु जन्म प्रमाण पत्र की बाध्यता नहीं	विद्यालय के प्रधानाध्यापक/प्रधान शिक्षक	प्रखण्ड शिक्षा पदाधिकारी	
8.	उम्र के अनुकूल वर्ग में नामांकन	विद्यालय के प्रधानाध्यापक/प्रधान शिक्षक	प्रखण्ड शिक्षा पदाधिकारी	
9.	देर से नामांकन वाले बच्चों के लिए विशेष पढ़ाई	विद्यालय के प्रधानाध्यापक/प्रधान शिक्षक	प्रखण्ड शिक्षा पदाधिकारी	
10.	नामांकन के लिए कोई स्क्रीनिंग टेस्ट नहीं	विद्यालय के प्रधानाध्यापक/प्रधान शिक्षक	प्रखण्ड शिक्षा पदाधिकारी	
11.	शिक्षा हेतु कोई शुल्क नहीं	विद्यालय के प्रधानाध्यापक/प्रधान शिक्षक	प्रखण्ड शिक्षा पदाधिकारी	
12.	नामांकन फॉर्म के लिए कोई शुल्क नहीं	विद्यालय के प्रधानाध्यापक/प्रधान शिक्षक	प्रखण्ड शिक्षा पदाधिकारी	
13.	कोई Donation शुल्क नहीं	विद्यालय के प्रधानाध्यापक/प्रधान शिक्षक	प्रखण्ड शिक्षा पदाधिकारी	

14.	कोई प्रवेश शुल्क नहीं	विद्यालय के प्रधानाध्यापक/प्रधान शिक्षक	प्रखण्ड शिक्षा पदाधिकारी	
15.	30 सितम्बर तक नामांकन की सुविधा	विद्यालय के प्रधानाध्यापक/प्रधान शिक्षक	प्रखण्ड शिक्षा पदाधिकारी	
16.	नामांकन से सम्बन्धित सभी सूचनाओं को सार्वजनिक करना	विद्यालय के प्रधानाध्यापक/प्रधान शिक्षक	प्रखण्ड शिक्षा पदाधिकारी	
17.	नामांकन में पारदर्शिता का पालन	विद्यालय के प्रधानाध्यापक/प्रधान शिक्षक	प्रखण्ड शिक्षा पदाधिकारी	
18.	मान्यता प्राप्त विद्यालयों के वर्ग 1 में कमजोर वर्ग एवं अभिवर्धित वर्ग के बच्चों का 25% सीटों पर नामांकन	विद्यालय के प्रधानाध्यापक/प्रधान शिक्षक	जिला शिक्षा पदा०	
19.	25% कोटा का रैन्डम आधार पर नामांकन	विद्यालय के प्रधानाध्यापक/प्रधान शिक्षक	जिला शिक्षा पदा०	
<b>प्रोत्साहन</b>				
20.	निःशुल्क पाठ्य पुस्तक निःशुल्क कार्य पुस्तिका	जिला शिक्षा पदा०	राज्य परियोजना निदेशक, बी०ई०पी०	
21.	निःशुल्क Stationary	जिला शिक्षा पदा०	राज्य परियोजना निदेशक, बी०ई०पी०	
22.	निःशुल्क पोशाक	जिला शिक्षा पदा०	राज्य परियोजना निदेशक, बी०ई०पी०	
23.	छात्रवृत्ति की व्यवस्था (जिनके लिए लागू हो)	जिला शिक्षा पदा०	राज्य परियोजना निदेशक, बी०ई०पी०	
<b>शिक्षक</b>				
24.	बच्चों को शारीरिक दण्ड एवं मानसिक प्रताड़ना नहीं देना	विद्यालय के प्रधानाध्यापक/प्रधान शिक्षक/स्थानीय प्राधिकार	प्रखण्ड शिक्षा पदाधिकारी	
25.	बच्चों के बीच किसी प्रकार का भेदभाव नहीं	विद्यालय के प्रधानाध्यापक/प्रधान शिक्षक/स्थानीय प्राधिकार	प्रखण्ड शिक्षा पदाधिकारी	
26.	35 बच्चों पर एक शिक्षक की व्यवस्था/वर्ग VI से VIII के लिए विषय शिक्षक	जिला शिक्षा पदा०	निदेशक प्राथमिक शिक्षा	
27.	शिक्षक के द्वारा प्राईवेट ट्यूशन नहीं करना	प्रधानाध्यापक/प्रधान शिक्षक/स्थानीय प्राधिकार	प्रखण्ड शिक्षा पदाधिकारी	
28.	शिक्षकों को अपने कार्य के प्रति उत्तरदायित्व	प्रधानाध्यापक/प्रधान शिक्षक/स्थानीय प्राधिकार	प्रखण्ड शिक्षा पदाधिकारी	

29.	शिक्षकों के द्वारा गैर शैक्षणिक कार्य नहीं	प्रधानाध्यापक/प्रधान शिक्षक/स्थानीय प्राधिकार	प्रखण्ड शिक्षा पदाधिकारी	
30.	बच्चों का प्रगति पत्रक संधारित करना	प्रधानाध्यापक/प्रधान शिक्षक/स्थानीय प्राधिकार	प्रखण्ड शिक्षा पदाधिकारी	
31.	बच्चों का सतत् एवं व्यापक मूल्यांकन करना	प्रधानाध्यापक/प्रधान शिक्षक/स्थानीय प्राधिकार	प्रखण्ड शिक्षा पदाधिकारी	
<b>भौतिक सुविधायें</b>				
32.	सभी मौसम में पढ़ाई लायक भवन	जिला शिक्षा पदाधिकारी	राज्य परियोजना निदेशक, बी०ई०पी०	
33.	आवश्यकतानुसार वर्ग कक्ष की व्यवस्था	जिला शिक्षा पदाधिकारी	राज्य परियोजना निदेशक, बी०ई०पी०	
34.	छात्र एवं छात्राओं के लिए अलग-अलग शौचालय।	जिला शिक्षा पदाधिकारी	राज्य परियोजना निदेशक, बी०ई०पी०	
35.	स्वच्छ पानी की व्यवस्था	जिला शिक्षा पदाधिकारी	राज्य परियोजना निदेशक, बी०ई०पी०	
36.	चाहरदीवारी/घेरा की व्यवस्था	जिला शिक्षा पदाधिकारी	राज्य परियोजना निदेशक, बी०ई०पी०	
37.	भोजन बनाने के लिए रसोई घर/किचेन शेड	जिला शिक्षा पदाधिकारी	निदेशक, मध्याह्न भोजन योजना	
38.	पुस्तकालय की व्यवस्था	जिला शिक्षा पदाधिकारी	राज्य परियोजना निदेशक, बी०ई०पी०	
39.	खेलने के लिए मैदान की व्यवस्था	जिला शिक्षा पदाधिकारी	राज्य परियोजना निदेशक, बी०ई०पी०	
40.	खेल सामग्री की व्यवस्था	प्रधानाध्यापक/प्रधान शिक्षक	प्रखण्ड शिक्षा पदाधिकारी	
<b>विद्यालय प्रबंधन</b>				
41.	वर्ष में 220 दिन विद्यालय का संचालन	प्रधानाध्यापक/प्रधान शिक्षक/स्थानीय प्राधिकार	प्रखण्ड शिक्षा पदाधिकारी	
42.	विद्यालय भवन का गलत उपयोग नहीं	प्रधानाध्यापक/प्रधान शिक्षक/स्थानीय प्राधिकार	प्रखण्ड शिक्षा पदाधिकारी	
43.	विद्यालय की भौतिक सुविधाओं का रख रखाव।	प्रधानाध्यापक/प्रधान शिक्षक	प्रखण्ड शिक्षा पदाधिकारी	
44.	आवश्यकतानुसार छात्र-छात्राओं को स्थानांतरण प्रमाण पत्र निर्गत करना	प्रधानाध्यापक/प्रधान शिक्षक	प्रखण्ड शिक्षा पदाधिकारी	
45.	पढ़ाई पूरी करने पर पूर्णता का प्रमाण पत्र देना	प्रधानाध्यापक/प्रधान शिक्षक	प्रखण्ड शिक्षा पदाधिकारी	
46.	छात्रों का विद्यालय से नाम नहीं काटना	प्रधानाध्यापक/प्रधान शिक्षक	प्रखण्ड शिक्षा पदाधिकारी	
<b>पाठ्यक्रम</b>				
47.	निर्धारित पाठ्यचर्या (curriculum) एवं पाठ्यक्रम (Syllabus) के अनुसार पढ़ाई	प्रधानाध्यापक/प्रधान शिक्षक	प्रखण्ड शिक्षा पदाधिकारी	



48.	विद्यालय में संवैधानिक मूल्यों का अनुपालन	प्रधानाध्यापक/प्रधान शिक्षक	प्रखण्ड शिक्षा पदाधिकारी	
<b>विद्यालय शिक्षा समिति</b>				
49.	विद्यालय प्रबंध समिति (विद्यालय शिक्षा समिति) का गठन	प्रखण्ड शिक्षा पदाधिकारी	प्रखण्ड शिक्षा पदाधिकारी	
50.	विद्यालय शिक्षा समिति को नियमानुसार कार्य करना	स्थानीय प्राधिकार	प्रखण्ड शिक्षा पदाधिकारी	
51.	विद्यालय शिक्षा समिति द्वारा विद्यालय विकास योजना तैयार करना	स्थानीय प्राधिकार	प्रखण्ड शिक्षा पदाधिकारी	
52.	विद्यालय शिक्षा समिति द्वारा विद्यालय क्रियाकलापों का अनुश्रवण।	स्थानीय प्राधिकार	प्रखण्ड शिक्षा पदाधिकारी	

XXXXXXX

## शिक्षा के अधिकार के विषय बिन्दु

क्रमांक	मुख्य विषय से सम्बन्धित अधिकार बिन्दु	क्रमांक	भौतिक सुविधायें
<b>विद्यालय की सुविधा</b>			
1.	विद्यालय की सुविधा	32.	सभी मौसम में पढ़ाई लायक भवन
2.	स्थानीय प्राधिकार एवं विद्यालय में 6-14 वर्ष के बच्चों के विवरण का संधारण	33.	आवश्यकतानुसार वर्ग कक्ष की व्यवस्था
3.	पड़ोस के प्रत्येक गँव/टोला के लिए विद्यालय की घोषणा (1 कि०मी० के अन्दर मान्यता प्राप्त प्राथमिक विद्यालय एवं 3 कि०मी० के अन्दर मान्यता प्राप्त मध्य विद्यालय)	34.	छात्र एवं छात्राओं के लिए अलग-अलग शौचालय।
4.	विद्यालय जाने में बच्चों की सुरक्षा का ध्यान (नदी, पहाड़ खाई आदि)	35.	स्वच्छ पानी की व्यवस्था
5.	आवश्यकतानुसार विद्यालय जाने हेतु वाहन की व्यवस्था	36.	चाहरदीवारी/घेरा की व्यवस्था
6.	निःशक्त बच्चों के लिए सहायक उपकरण की व्यवस्था	37.	भोजन बनाने के लिए रसोई घर/किचन शूड
<b>विद्यालय में नामांकन</b>			
7.	स्कूल में प्रवेश हेतु जन्म प्रमाण पत्र की बाध्यता नहीं	38.	पुस्तकालय की व्यवस्था
8.	उम्र के अनुकूल वर्ग में नामांकन	39.	खेलने के लिए मैदान की व्यवस्था
9.	देर से नामांकन वाले बच्चों के लिए विशेष पढ़ाई	40.	खेल सामग्री की व्यवस्था
10.	नामांकन के लिए कोई स्क्रीनिंग टेस्ट नहीं	<b>विद्यालय प्रबंधन</b>	
11.	शिक्षा हेतु कोई शुल्क नहीं	41.	वर्ष में 220 दिन विद्यालय का संचालन
12.	नामांकन फॉर्म के लिए कोई शुल्क नहीं	42.	विद्यालय भवन का गलत उपयोग नहीं
13.	कोई Donation शुल्क नहीं	43.	विद्यालय की भौतिक सुविधाओं का रख रखाव।
14.	कोई प्रवेश शुल्क नहीं	44.	आवश्यकतानुसार छात्र-छात्राओं को स्थानांतरण प्रमाण पत्र निर्गत करना
15.	30 सितम्बर तक नामांकन की सुविधा	45.	पढ़ाई पूरी करने पर पूर्णता का प्रमाण पत्र देना
16.	नामांकन से सम्बन्धित सभी सूचनाओं को सार्वजनिक करना	46.	छात्रों का विद्यालय से नाम नहीं काटना
17.	नामांकन में पारदर्शिता का पालन	<b>पाठ्यक्रम</b>	
18.	मान्यता प्राप्त विद्यालयों के वर्ग 1 में कमजोर वर्ग एवं अभिवृत्त वर्ग के बच्चों का 25% सीटों पर नामांकन	47.	निर्धारित पाठ्यचर्या (curriculum) एवं पाठ्यक्रम (Syllabus) के अनुसार पढ़ाई
19.	25% कोटि का रैंडम आधार पर नामांकन	48.	विद्यालय में संवैधानिक मूल्यों का अनुपालन
<b>विद्यालय शिक्षा समिति</b>			
<b>प्रोत्साहन</b>			
20.	निःशुल्क पाठ्य पुस्तक निःशुल्क कार्य पुस्तिका	49.	विद्यालय प्रबंध समिति (विद्यालय शिक्षा समिति) का गठन
21.	निःशुल्क Stationary	50.	विद्यालय शिक्षा समिति को नियमानुसार कार्य करना
22.	निःशुल्क पोशाक	51.	विद्यालय शिक्षा समिति द्वारा विद्यालय विकास योजना तैयार करना
23.	छात्रवृत्ति की व्यवस्था (जिनके लिए लागू हो)	52.	विद्यालय शिक्षा समिति द्वारा विद्यालय क्रियाकलापों का अनुश्रवण।
<b>शिक्षक</b>			
24.	बच्चों को शारीरिक दण्ड एवं मानसिक प्रताड़ना नहीं देना		
25.	बच्चों के बीच किसी प्रकार का भेदभाव नहीं		
26.	35 बच्चों पर एक शिक्षक की व्यवस्था/वर्ग VI से VIII के लिए विषय शिक्षक		
27.	शिक्षक के द्वारा प्राईवेट ट्यूशन नहीं करना		
28.	शिक्षकों को अपने कार्य के प्रति उत्तरदायित्व		
29.	शिक्षकों के द्वारा गैर शैक्षणिक कार्य नहीं		
30.	बच्चों का प्रगति पत्रक संधारित करना		
31.	बच्चों का सतत् एवं व्यापक मूल्यांकन करना		

(प्रपत्र 'क')

शिकायत पंजी में

दर्ज शिकायत संख्या :-

तिथि :-

(प्राप्त करने वाले कार्यालय द्वारा भरा जाएगा)

बिहार सरकार,  
शिक्षा विभाग।

(शिक्षा के अधिकार से सम्बन्धित शिकायत पत्र)

1. जिला का नाम :-
2. प्रखण्ड का नाम :-
3. पंचायत का नाम :-
4. यदि शिकायत विद्यालय से सम्बन्धित हो तो विद्यालय का नाम :-
5. यदि शिकायत विद्यालय के अलावे किसी अन्य बिन्दु पर हो तो स्थानीय प्राधिकार (ग्राम पंचायत, पंचायत समिति, नगर निगम, नगर परिषद, नगर पंचायत) का नाम :-
6. शिकायत का विवरण (अधिकार संख्या सहित) :-
7. शिकायतकर्ता का नाम एवं पता :-
8. शिकायत देने की तिथि :-

शिकायतकर्ता का हस्ताक्षर  
(अधिकारों की सूची पार पृष्ठ पर देखें)

प्राप्ति रसीद

शिकायत संख्या ..... श्री/श्रीमती ..... का शिकायत आवेदन प्राप्त किया ।

तिथि :- .....

प्राप्त कर्ता का हस्ताक्षर

कार्यालय का नाम -

(प्रपत्र 'ख')

(कार्यालय द्वारा दो प्रति में तैयार किया जाएगा। एक शिकायत कर्ता के लिए एवं एक कार्यालय के लिए)

बिहार सरकार,  
शिक्षा विभाग।

(शिक्षा के अधिकार से सम्बन्धित शिकायत पत्र पर कार्रवाई की स्थिति)

1. स्थानीय प्राधिकार का नाम :-
2. जिला का नाम :-
3. शिकायत कर्ता का नाम एवं पता :-
4. शिकायत संख्या :-
5. शिकायत पर कार्रवाई किस स्तर से किया जाना है ?
6. कृत कार्रवाई की स्थिति :-  
(क) निष्पादित  
(ख) अग्रसारित (प्राधिकार के नाम सहित) :-
7. यदि निष्पादित तो निष्पादन के क्रम में की गई कार्रवाई का उल्लेख :-
8. अपीलीय प्राधिकार का नाम एवं पता :-

तिथि .....

स्थानीय प्राधिकार के अधिकृत  
पदाधिकारी का हस्ताक्षर

ज्ञापांक :- ..... दिनांक .....

प्रतिलिपि :- श्रीमती/श्री ..... को सूचनार्थ प्रेषित। यदि आप निष्पादन के लिए की गई कार्रवाई से संतुष्ट नहीं हैं तो सम्बन्धित अपीलीय प्राधिकार/बाल अधिकार संरक्षण आयोग, पटना (जो लागू नहीं हो उसे काट दें) में अपील दायर कर सकते हैं।

स्थानीय प्राधिकार के अधिकृत  
पदाधिकारी का हस्ताक्षर

(प्रपत्र 'ग')

बिहार सरकार,  
शिक्षा विभाग।

(शिक्षा के अधिकार से सम्बन्धित शिकायत पत्र पर की गई कार्रवाई से असंतुष्ट होने पर अपील के प्रपत्र)

अपील प्रपत्र

1. अपीलकर्ता का नाम :-
2. अपीलकर्ता का पता :-
3. जिस स्थानीय प्राधिकार के पास शिकायत की गई थी उसका नाम :-
4. शिकायत के बिन्दु :-
5. शिकायत दर्ज कराने की तिथि :-
6. शिकायत के निष्पादन हेतु की गई कार्रवाई का ब्योरा :-
7. कृत कार्रवाई से असंतुष्ट होने का कारण (अपील का आधार) :-
8. निम्न कागजात संलग्न :-  
(क) शिकायत पत्र की प्रति।  
(ख) निष्पादन सम्बन्धी कार्रवाई की सूचना की प्रति।

तिथि :- .....

अपीलकर्ता का हस्ताक्षर

प्राप्त रसीद

अपील संख्या- ..... श्री/श्रीमती ..... का अपील आवेदन प्राप्त किया।

तिथि :- .....

प्राप्त कर्ता का हस्ताक्षर  
कार्यालय का नाम -

राजस्थान सरकार  
स्कूल एवं संस्कृत शिक्षा (प्रारम्भिक शिक्षा) विभाग

No. F.21 (19) Edu-1/E.E./ 2009

Dated : 16.5.2011

परिपत्र

विषय: निःशुल्क एवं अनिवार्य बाल शिक्षा का अधिकार अधिनियम, 2009 एवं राजस्थान निःशुल्क एवं अनिवार्य बाल शिक्षा का अधिकार, नियम 2011 – परिवेदना निस्तारण (Grievance Redressal)।

निःशुल्क एवं अनिवार्य बाल शिक्षा का अधिकार अधिनियम, 2009 एवं राजस्थान निःशुल्क एवं अनिवार्य बाल शिक्षा का अधिकार नियम, 2011 के प्रावधानों के अन्तर्गत विभिन्न प्रकार की परिवेदनाओं के निस्तारण के लिए निम्न निर्देश प्रसारित किये जाते हैं :-

1. शिक्षकों के लिए : निःशुल्क एवं अनिवार्य बाल शिक्षा का अधिकार अधिनियम, 2009 एवं तत्संबंधी नियमों को लागू करने की दृष्टि से शिक्षकों को किसी भी प्रकार कोई परिवेदना है तो वे निम्नानुसार निस्तारण हेतु प्रक्रिया का पालन करेंगे :-

- शिक्षक द्वारा परिवेदना इस कार्य के लिए ब्लॉक स्तर पर गठित समिति के सदस्य सचिव को प्रस्तुत की जायेगी।
- ब्लॉक शिक्षा अधिकारी द्वारा ब्लॉक में कार्यरत अतिरिक्त ब्लॉक शिक्षा अधिकारियों में से किसी एक को नियम 24 के अनुसार परिवेदना निस्तारण के लिए सदस्य सचिव का दायित्व घोषित करना होगा।
- उपरोक्तानुसार आवंटित कार्य के अनुसार सदस्य सचिव प्राप्त परिवेदनाओं को पंजीकृत करेंगे।
- सदस्य सचिव द्वारा समिति के अध्यक्ष की अनुमति से परिवेदनाओं के निस्तारण के लिए प्रति माह एक बैठक आयोजित की जायेगी। इस बैठक में आवश्यकता होने पर शिक्षक तथा जिस पक्ष के विरुद्ध परिवेदना प्रस्तुत की गई है, को अपना पक्ष प्रस्तुत करने का पर्याप्त अवसर दिया जायेगा।
- सुनवाई के बाद समिति को अपना निर्णय पत्रावली पर अंकित करना होगा जिस पर अध्यक्ष, सदस्य और सदस्य सचिव के हस्ताक्षर होंगे। सदस्य सचिव द्वारा समिति का निर्णय संबंधित शिक्षक को तत्काल प्रेषित किया जायेगा। यदि निर्णय पर की जाने वाली कार्यवाही जिला शिक्षा अधिकारी के स्तर की है तो निर्णय की प्रति अग्रिम कार्यवाही हेतु जिला शिक्षा अधिकारी को प्रेषित की जायेगी।
- यदि शिक्षक ब्लॉक स्तरीय समिति के निर्णय से संतुष्ट नहीं है तो उसके विरुद्ध अपील जिला स्तरीय समिति में की जा सकती है।
- जिले में प्राप्त अपील का पंजीकरण जिला स्तरीय समिति के सदस्य सचिव द्वारा किया जायेगा।
- जिला प्रारम्भिक शिक्षा अधिकारी द्वारा जिला स्तरीय समिति के सदस्य सचिव का दायित्व अतिरिक्त जिला शिक्षा अधिकारी को आवंटित किया जायेगा।



- जिले में प्राप्त समस्त अपीलों पर अध्यक्ष की अनुमति से मासिक बैठक आयोजित होगी तथा इस बैठक में भी संबंधित पक्षों को अपना पक्ष रखने का पर्याप्त अवसर दिया जायेगा।
- जिला स्तरीय समिति का निर्णय पत्रावली पर अंकित होगा जिस पर अध्यक्ष, सदस्य एवं सदस्य सचिव के हस्ताक्षर होंगे। सदस्य सचिव इस निर्णय से संबंधित शिक्षक को अवगत करायेगा।
- निर्णय करने में यह सुनिश्चित किया जायेगा कि ब्लॉक स्तर पर पंजीकृत होने के बाद जिला स्तर पर अंतिम निर्णय होने तक तीन माह से अधिक का समय नहीं लगे।

2. बालकों/माता-पिता के लिए : निःशुल्क एवं अनिवार्य बाल शिक्षा का अधिकार अधिनियम, 2009 एवं राजस्थान निःशुल्क एवं अनिवार्य बाल शिक्षा का अधिकार नियम, 2011 के प्रावधानों का उल्लंघन होने अथवा पालना नहीं होने की स्थिति में निम्न प्रक्रिया अपनाई जायेगी :-

- पीड़ित पक्ष द्वारा अपनी शिकायत विद्यालय प्रबंधन समिति के अध्यक्ष को दर्ज कराई जायेगी।
- शाला प्रबंधन समिति द्वारा यह व्यवस्था की जायेगी कि इस प्रकार की शिकायतों के लिए एक पंजिका संधारित कर शिकायतें इस पंजिका में संधारित करें।
- इस प्रकार दर्ज की गई समस्त शिकायतों के निस्तारण पर शाला प्रबंधन समिति की नियमित बैठक में विचार किया जायेगा। आवश्यकता होने पर विशेष बैठक भी आयोजित की जा सकेगी।
- समिति की बैठक में संबंधित पक्षों को अपना पक्ष रखने का पर्याप्त अवसर दिया जायेगा।
- सभी पक्षों को सुनने के बाद समिति द्वारा अपना निर्णय पारित किया जायेगा।
- इस निर्णय पर कार्यवाही यदि समिति के स्तर पर सम्भव नहीं है तो निर्णय कार्यवाही हेतु सक्षम स्तर पर प्रेषित किया जायेगा।
- सक्षम अधिकारी यह व्यवस्था करेंगे कि इस प्रकार के निर्णय पर कार्यवाही में शिकायत दर्ज होने की तिथि से तीन माह के अन्दर कार्यवाही कर ली जावे।
- शिकायतकर्ता यदि उक्त निर्णय से संतुष्ट नहीं है तो वह राज्य बाल अधिकार संरक्षण आयोग (एस.सी.पी.सी.आर.) और राष्ट्रीय बाल अधिकार संरक्षण आयोग (एन.सी.पी.सी.आर.) में भी जा सकता है।

नोट : निःशुल्क एवं अनिवार्य बाल शिक्षा का अधिकार अधिनियम, 2009 एवं राजस्थान निःशुल्क एवं अनिवार्य बाल शिक्षा का अधिकार, नियम 2011 के प्रावधानों की पालना/उल्लंघन के संबंध में यदि अन्य वर्गों को भी कोई परिवेदना हो तो वे उक्त दी गई व्यवस्था के बिन्दु संख्या 2 के अनुसार अपनी परिवेदना दर्ज करा सकते हैं।

Sd/-

प्रमुख शासन सचिव  
स्कूल एवं संस्कृत शिक्षा विभाग

(Gujarati to English Translation of GoG Notification)

**The Right of Children to Free and  
Compulsory Education Act, 2009.  
Declaration of grievance redressal  
mechanism under the local authorities.**

**Government of Gujarat  
Education Department  
Resolution No.PRE-1112-GOI-29-K,  
Sachivalaya, Gandhinagar.  
Dt.30/04/2013**

**Read :**

- (1) Government of India, Ministry of Human Resource letter No.:F-1-18-2010-EE-4, Dt.14/2/2012
- (2) State Project Director, Sarva Shiksha Abhiyan letter No.SSA-RTE-2012-19959, Dt.15-5-2012.
- (3) Resolution No: PRE-1112-GoI-K, Dated 1-2-2013 of Education Department.
- (4) State Project Director, Sarva Shiksha Abhiyan letter No.SSA-MKM-13-8435, Dt.5-3-2013.

**Preamble :**

As per the provision under the Right of Children to Free and Compulsory Education Act, 2009, all the children in the age group of 6 to 14 year have a Right to Free and Compulsory Education .

2. As per section:3, resolution of education department Dt. 1-2-2013 RTE Act 2009, in this regard section:9 shows powers of local authority and section: 24(1) shows responsibilities of teachers as per the RTE Act section-32 (1) anybody can complain to local authority local authority is decided for related area. It is under consideration of the government to organize grievances redressal mechanism for the received complains at the local authority.

### 3. Provisions are as under section-32 of the RTE Act , 2009

- I. As per prescribed complain in RTE Act section: 31 anybody can do written complain to local authority.
- II. After receiving complain to local authority, they have to listen the parties within 3 months and take a decision in the regard to complain.
- III. Due to decision of local authority aggrieved person may appeal through State Commission for Protection of Child Rights.
- IV. State commission for Protection of child rights will take decision on appeal.

#### Resolution:-

Government has given careful attention by considering all the matter/ provision mentioned in the preamble and reference letters-resolutions state government has decide for grievance redressal mechanism of the area under related local authority under the RTE Act section-32(2).

#### (A) For Rural Area

Under related District Primary Education Committee

Sr. No.	Level	Grievance Redressal Mechanism
1	Rural Level	Gram Panchayat Office
2	Cluster Level	C.R.C. Office
3	Block Level	Taluka Panchayat Office
4	District Level	District Primary Education Officer / District Project Co coordinator Office

#### (B) For Urban Area

Under related town/local Primary Education Committee or related District Primary Education Committee related under Municipality.

Sr. No.	Level	Grievance Redressal Mechanism
1	Ward Level	Ward Office
2	Cluster Level	C.R. C. Office
3	Municipality Level	Municipality Office
4	Corporation Level	Administrative Office

2. What type of complains are to be done with above shown Grievance Redressal Mechanism, time duration of the authority for its disposal, the decision may be appealed to the, within how many days has the authority to dispose of the appeal etc. matter is stipulated and shown in schedule "A" and attached here with.

3. Complains received by local authority for the violation of the provisions under RTE Act are process as per the guidelines of GOI reference-(1) by the local authority under the below mentioned actions are decided in RTE Act section-32(1).

- (a) Local authority may accept any written complaint by any children or complaint on behalf of any children, post, fax or email in person. Local Authority has to decide the stipulated forms for this kind of a complaint.
- (b) Prescribed local authority may register their complaints as they received it, acknowledgement for it etc. and procedure will be scheduled.
- (c) Prescribed local authority may investigate the complaint whatever way they find it convenient to take decision on the complaint.
- (d) Decision must be given within 3 month by the stipulated authority after listening both the parties; Complainant and against whom the complaint is done and in the regard to decision reasoned order is to expose. Order shows under the RTE Act section-32(1) that appeal is to made at State Commission for Protection of Child Rights.

- (e) Must decide quickly to received complaints such as, access is ban to enroll a child in school; local authority must take a decision in a very short period of time. Local authority must provide help / guidance to the applicant to made FIR with police authorities.
- (f) The complaints received by local authority in which decisions are to be made except authority in that case local authority must send those complaints to the concern authority system as quickly/early as possible.
- (g) Stipulated authority has to maintain record of received complaint and decision for it. Every month information has to be submitted to the State government on no. of received complaint and disposal of that complaint by Director, Primary education and State Project Director, SSA.
- (h) Stipulated local authority has to decide one day and time in a week to listen complaint and personal visit.
4. Provision under the RTE act 2009, section-32(2) concern local authority has to dispose (at both the stage; grievance redressal mechanism and internal appeal to appeal officer) of the complaint within three months of time period from the received date of the complaint.
5. Wide publicity of the instructions provide in this resolution shall be known to the public and information have to be display on the website of District Primary Education Officer, State Project Director, SSA and Education Department.
6. The orders are issued by the education department assent of the government Dt.16-4-2013 on the note of a same no. file.

By order and in the name of the Governor of Gujarat.

Sd/-

**(Anant Patel)**  
Deputy Secretary (Primary  
Education)  
Education Department



## Gujarat: Matrix For Grievance Redressal under RTE Act, 2009

Legal Entitlement	Authority charged with provision	Authority charged with redressal	Time limit for grievance Redressal (working days)	Appellate Authority	Time limit for grievance Redressal (working days)
<b>(1) Access Related Entitlements</b>					
Mapping of Schools	Village Panchayat	DPEO	7 days	Director, Primary Education	30 days
	Ward	AO, DPEO, DEO	7 days	Director, Primary Education	30 days
Mapping and tracking of Children	SMC	CRC	7 days	DPEO/AO	15 days
Availability of neighbourhood school	Village Panchayat	DPEO	7 days	Director, Primary Education	30 days
	Ward	AO, DPEO, DEO	7 days	Director, Primary Education	30 days
Defining limit of neighbourhood school where required	Head Teacher	E.I./Supervisor	7 days	DPEO/DEO/AO	15 days
Safety of access to neighbourhood school	Head Teacher	E.I./Supervisor	7 days	DPEO/DEO/AO	15 days
Transport, where required	Head Teacher	E.I./Supervisor	7 days	DPEO/DEO/AO	15 days
Other specific entitlement (such as aids and appliances), where required	Head Teacher	E.I./Supervisor	7 days	DPEO/DEO/AO	15 days
Availability of teachers	Head Teacher	E.I./Supervisor	7 days	DPEO/DEO/AO	15 days
<b>(2) Admission Related Entitlements</b>					
No denial for lack of documents	Head Teacher	E.I./Supervisor	7 days	DPEO/DEO/AO	15 days
Age appropriate admission	Head Teacher	E.I./Supervisor	7 days	DPEO/DEO/AO	15 days
Special Training for Late admissions, dropped out children	Head Teacher	E.I./Supervisor	7 days	DPC/DEO/AO	15 days
Elementary Education for children of migrant families	Head Teacher	CRC	7 days	BRC	15 days
No screening test	Head Teacher	E.I./Supervisor	7 days	DPEO/DEO/AO	15 days
No tuition fees	Head Teacher	E.I./Supervisor	7 days	DPEO/DEO/AO	15 days
No other fees / fund	Head Teacher	E.I./Supervisor	7 days	DPEO/DEO/AO	15 days
No application form fees	Head Teacher	E.I./Supervisor	7 days	DPEO/DEO/AO	15 days
No capitation fees	Head Teacher	E.I./Supervisor	7 days	DPEO/DEO/AO	15 days
No Entrance fees	Head Teacher	E.I./Supervisor	7 days	DPEO/DEO/AO	15 days
Any time admission	Head Teacher	E.I./Supervisor	7 days	DPEO/DEO/AO	15 days
Timely public display of all admission related information	Head Teacher	E.I./Supervisor	7 days	DPEO/DEO/AO	15 days
Transparency in admission process	Head Teacher	E.I./Supervisor	7 days	DPEO/DEO/AO	15 days



Legal Entitlement	Authority charged with provision	Authority charged with redressal	Time limit for grievance Redressal (working days)	Appellate Authority	Time limit for grievance Redressal (working days)
Listing of seats in 25% reservation category	Head Teacher	E.I./Supervisor	7 days	DPEO/DEO/AO	15 days
Random Selection of reserved category children	Head Teacher	E.I./Supervisor	7 days	DPEO/DEO/AO	15 days
No Gender discrimination	Head Teacher	E.I./Supervisor	7 days	DPEO/DEO/AO	15 days
Admission in KGBV	KMC	CRC	7 days	BRC	15 days
Meal in KGBV	KMC	CRC	7 days	BRC	15 days
<b>(3) Incentive Admissible</b>					
Text Books	Head Teacher	E.I./Supervisor	7 days	DPEO/DEO/AO	15 days
Works Books	Head Teacher	CRC	7 days	DPEO/DEO	15 days
Stationery	Head Teacher	E.I./Supervisor	7 days	DPEO/DEO/AO	15 days
<b>(4) Teachers Related</b>					
Corporal Punishment	Head Teacher	E.I./Supervisor	2 days	DPEO/DEO/AO	3 days
Discrimination	Head Teacher	E.I./Supervisor	2 days	DPEO/DEO/AO	3 days
Pupil teacher ratio	E.I./Supervisor	DPEO/DEO/AO	7 days	DDO/Muni. Commi.	30 days
Non-Compliance of teachers with duties	E.I./Supervisor	DPEO/DEO/AO	7 days	DDO/Muni. Commi.	30 days
Private Tuition by Teachers	E.I./Supervisor	E.I./Supervisor	7 days	DPEO/DEO/AO	15 days
Non Teaching Duties	Head Teacher	DPEO/DEO	7 days	Director Primary Education	15 days
Appropriate teaching methods	Head Teacher	E.I./Supervisor	7 days	DPEO/DEO/AO	15 days
Appropriate evaluation methods/CCE	Head Teacher	E.I./Supervisor	7 days	DPEO/DEO/AO	15 days
<b>(5) Infrastructure Facilities</b>					
Usable School building	SMC	DPEO/AO	7 days	SPO-SSA	30 days
Requisite classrooms	SMC	DPEO/AO	7 days	SPO-SSA	30 days
Separate and functional toilets for boys and girls	SMC	DPEO/AO	7 days	SPO-SSA	30 days
Adequate and safe drinking water facilities	SMC	DPEO/AO	7 days	SPO-SSA	30 days
Boundary wall	SMC	DPEO/AO	7 days	SPO-SSA	30 days
Merit of Construction work	SMC	DPE	7 days	DPEO/AO	15 days
MDM Kitchen shed	SMC	Dy. Collector	7 days	Commi. MDM	30 days
Merit of MDM	SMC	Dy. Collector	7 days	Prant Officer	15 days
Regularity of MDM	SMC	Dy. Collector	7 days	Prant Officer	15 days
Library	Head Teacher	E.I./Supervisor	7 days	DPEO/DEO/AO	15 days
Playground	Head Teacher	E.I./Supervisor	7 days	DPEO/DEO/AO	15 days
Play material	Head Teacher	E.I./Supervisor	7 days	DPEO/DEO/AO	15 days
Sports equipment	Head Teacher	E.I./Supervisor	7 days	DPEO/DEO/AO	15 days

Legal Entitlement	Authority charged with provision	Authority charged with redressal	Time limit for grievance Redressal (working days)	Appellate Authority	Time limit for grievance Redressal (working days)
<b>(6) Management Related</b>					
Mandated days of school working	Head Teacher	E.I./Supervisor	7 days	DPEO/DEO/AO	15 days
Mis-use of school building	SMC	E.I./Supervisor	7 days	DPEO/DEO/AO	15 days
Lack of maintenance of infrastructure	Head Teacher	E.I./Supervisor	7 days	DPEO/DEO/AO	15 days
Issuance of Transfer Certificate	Head Teacher	E.I./Supervisor	7 days	DPEO/DEO/AO	15 days
Issuance of Completion Certificate of Elementary Education	Head Teacher	E.I./Supervisor	7 days	DPEO/DEO/AO	15 days
No striking off name from G.R.	Head Teacher	E.I./Supervisor	7 days	DPEO/DEO/AO	15 days
<b>(7) Curriculum Related</b>					
Prescribed Curriculum	DIET	GCERT	15 days	Education Dept.	30 days
Books according to curriculum	DIET	GCERT	15 days	Education Dept.	30 days
<b>(8) SMC Related</b>					
Formation of SMCs	Head Teacher	CRC	7 days	DPEO/DEO/AO	15 days
Functioning of SMCs as per Rules	Head Teacher	CRC	7 days	BRC	15 days
Preparation of SDP by SMC	SMC	CRC	7 days	BRC/URC	15 days
School monitoring by SMC	SMC	CRC	7 days	BRC/URC/E.I.	15 days
Regular Meeting of SMC	Head Teacher	CRC	7 days	BRC/URC	15 days
<b>(9) Finance and Accounts Related</b>					
Income and expenditure of SMC	Head Teacher	BRC	10 days	DPEO/AO	20 days
Financial and Accounts Related matter presented to SMC	Head Teacher	BRC	10 days	DPEO/AO	20 days
Transfer of Account related and other records, vouchers and balance on hand of SMC on instance of transfer	CRC	BRC	15 days	DPEO/AO	30 days
<b>(10) MIS/Computer Related</b>					
Provide of School level information	Head Teacher	Block MIS	5 days	DPEO/AO	15 days
Maintenance of Computer lab	Head Teacher	Block MIS	5 days	DPEO/AO	15 days
Period of Computer Education	Head Teacher	Block MIS	5 days	DPEO/AO	15 days

# GOVERNMENT OF KARNATAKA

No: ED 27 MAHITI 2012

Karnataka Government Secretariat,  
Multistoried Building,  
Bangalore, dated: 8<sup>th</sup> May, 2012

## NOTIFICATION

In exercise of the powers conferred by Karnataka Right of Children to Free and Compulsory Education Rules, 2012 notified vide No. ED 77 YoYoKa 2010, dated: 28.04.2012. The Government of Karnataka hereby makes following notification.

1. In the above said Rules under Part-I, Rule 2(e) and 2(f) with regard to 'Child belonging to disadvantaged group' and 'Child belonging to weaker section' it was mentioned that separate notification would be issued specifying the castes, categories and annual income limit of parents and guardians. Where as the Government is pleased to notify that the child belonging to disadvantaged group shall include child belonging to

1. Scheduled Caste
2. Scheduled Tribe
3. Category I
4. Category II A
5. Category II B
6. Category III A
7. Category III B
8. Orphan
9. Migrant and street child
10. Child with special needs
11. HIV affected/infected child

Various castes/tribes constituting categories mentioned in Sl.No.1 to Sl.No.7, shall be as prescribed by Social Welfare Department from time to time.

*SP*  
8/5/2012

2. Further the Government notifies that the 'child belonging to weaker sections' means, child belonging to all other castes and communities residing in Karnataka excluding the above categories whose parent's or guardian's annual income is less than the one prescribed by social welfare department from time to time to determine the creamy layer of socially & educationally Backward Class. The said limit currently is Rs.3.50 lakhs (Rupees Three lakhs fifty thousand).
3. The unaided school shall earmark 25% of their sanctioned capacity for the purpose of admission as per the Rules. Out of the earmarked 25% of seats 7.5% of seats shall be provided to children belonging to Scheduled Caste and 1.5% of seats to children belonging to Scheduled Tribe. The balance of 16% seats, shall be provided to other categories of children belonging to disadvantaged group and children belonging to weaker sections living in the neighbourhood. If sufficient number of applications from children belonging to SC have not been received then those seats shall be filled from among children belonging to ST and vice versa. If the SC & ST quota remains unfilled then it will be added to remaining categories of 2(e) & 2(f) of the Rules. In case, the seats earmarked for such other categories of children remain unfilled, those seats shall be filled from among children from Scheduled Caste and Scheduled Tribe.
4. After exhausting all the applications of children residing in the neighbourhood, application of children from outside the neighbourhood shall be considered.
5. Procedure prescribed by the Social Welfare Department shall be adopted for the identification of children belonging to categories 1 – 7 specified in para 1.
6. For identification of an orphan child, certificate of competent authority of Women and Child Development Department shall be relied upon.
7. For identification of migrant and street child, certificate of competent authority of Education Department or Women and Child Development Department or Labor Department shall be relied upon.

  
8/5/2012

8. For identification of children with special needs and HIV affected / infected child, certificate of competent authority of Health Department shall be relied upon.
9. For identification of child belonging to weaker section, parents or guardian, certificate of competent authority of Revenue Department shall be relied upon.

By Order and in the name of  
Governor of Karnataka



(I.F. Magi)

Special Officer and Ex-Officio  
Under Secretary to Government

Education Department (Planning)  
20/5/2012



# GOVERNMENT OF KARNATAKA

No: ED 27 MAHITI 2012


Karnataka Government Secretariat,  
Multistoried Building,  
Bangalore, dated: 8<sup>th</sup> May, 2012

## NOTIFICATION

No. ED 27 MAHITI 2012, Bangalore, Dated: 08.05.2012

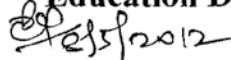
1. The Right of Children to Free and Compulsory Education Act 2009, as upheld by the Hon'ble Supreme Court prescribes that at least 25% of the strength of class I in unaided non minority institution be filled with children belonging to disadvantaged groups and weaker sections under section 12(1)(c) of the Act. It also provides for reimbursement of per child expenditure under section 12(2) of the Act. The Government of Karnataka have framed Rules vide Notification No. ED 77 YoYoKa 2010, dated 28.04.2012.
2. The Government is pleased to notify that the upper limit of the per student expenditure to be reimbursed to the unaided institution towards children admitted to Std-I shall be Rs. 11,848/- (Rupees Eleven thousand eight hundred forty eight only) per annum per student.
3. Further, it is also notified that the upper limit of the per student expenditure to be reimbursed to those unaided educational institutions which impart pre school education towards the children admitted to pre school class shall be Rs.5,924/- (Rupees Five thousand nine hundred and twenty four only) per annum per student.

By Order and in the name of  
Governor of Karnataka



(I.F. Magi)

Special Officer and Ex-Officio  
Under Secretary to Government  
Education Department (Planning)







# महाराष्ट्र शासन राजपत्र

## असाधारण भाग चार-अ

वर्ष ५, अंक ३]

शुक्रवार, मार्च १५, २०१३/फाल्गुन २४, शके १९३४

[पृष्ठे १०, किंमत : रुपये २५.००

असाधारण क्रमांक ३२

प्राधिकृत प्रकाशन

महाराष्ट्र शासनाने केंद्रीय अधिनियमान्वये तयार केलेले (भाग एक, एक-अ आणि एक-ल यांमध्ये प्रसिद्ध केलेले नियम व आदेश यांब्यतिरिक्त) नियम व आदेश.

### SCHOOL EDUCATION AND SPORTS DEPARTMENT

Hutatma Rajguru Chowk, Madam Cama Road, Mantralaya, Mumbai 400 032,  
dated the 15th March 2013.

#### NOTIFICATION

RIGHT OF CHILDREN TO FREE AND COMPLSORY EDUCATION ACT, 2009.

No.PRE-2012/CR-112/PE-1.—Whereas, the Government of India has enacted The Right of Children to Free and Compulsory Education Act, 2009, (35 of 2009), (hereinafter called 'the Act' ), Amendment Act 2012, (30 of 2012) and Government of Maharashtra has framed Maharashtra Right of Children to Free and Compulsory Education Rules, 2011 there under and ;

Whereas, section 3 provides that “ every child of the age of six to fourteen years shall have a right to free and compulsory education in a neighbourhood school till completion of elementary education, and.....)”

Whereas, section 12 (1) (c) of the Act provides that “schools specified in sub clauses (iii) and (iv) of clause (n) of section 2 shall admit in class I, to the extent of at least twenty five percent of the strength of that class, children belonging to weaker section and disadvantaged group in the neighbourhood and provide free and compulsory elementary education till its completion.

Provided further that where a school specified in clause (n) of section 2 imparts pre-school education, the provisions of clauses (a) to ((c) shall apply for admission to such pre-school .....

In pursuance to above, Government of Maharashtra considers it expedient to provide for procedure for admission in class I or Pre-school for at least 25% of the strength of that class at the entry level for the children belonging to disadvantaged group and weaker section and for matters incidental thereto; and

Therefore now, Government of Maharashtra, in exercise of the powers conferred by sub-section (1) and (2) of section 38 read with clause (d) and (e) of section 2 and clause (f) of section 8,

(१)

भाग चार-अ-३२-१

of the Right of Children to Free and Compulsory Education Act, 2009 (35 of 2009) and of all other powers enabling it in that behalf, hereby makes the following rules :—

1. These rules may be called the “ Maharashtra Right of Children to Free and Compulsory Education (Manner of admission of Minimum 25% children in Class I or Pre-school at the entry level for the children belonging to disadvantaged group and weaker section ) Rules 2013 ” :—

1.1 They shall apply to all schools in the State covered by Section 2(n) (iii) and (iv) as specified in section 12 (I) (c) of Right of Children to Free and Compulsory Education Act 2009 and Amendment Act, 2012 (30 of 2012) imparting education of class I or Pre-school at the entry level from the Academic year 2013-14 except following :—

(a) Unaided minority schools ; and

(b) Madrasas, Vedic Pathsalsas and Educational Institutions primarily imparting religious instruction.

2. *Definitions.*— As per the Act but for the following :—

(a) “Act” means the Right of Children to Free and Compulsory Education Act, 2009 (35 of 2009); and Right of Children to Free and Compulsory Education (Amendment) Act, 2012 (30 of 2012)

(b) “child belonging to disadvantaged group” means, a child belonging to,—

(i) the Scheduled Caste, the Schedule Tribe; and

(ii) Child with disability; defined in section 3 and 4 of Amended Act, 2012.

(c) “child belonging to weaker section” means a child including a child belonging to the Vimukta Jatis and Nomadic Tribes(VJNT), Other Backward Classes (OBC) and Special Backward Classes (SBC) and the religious Minorities specified by the State Government, annual income of whose parent or guardian is below one lakh rupees;

(d) “Education Officer” means District Education Officer (Primary) of the concerned Zilla Parishad, in respect of all the schools in the State except Greater Mumbai Municipal Corporation area and concerned Education Inspector in respect of Schools in Greater Mumbai Municipal Corporation Areas;

(e) “Elementary Education” means the education from first class to eight classes. (1st to 5th lower primary and 6th to 8th upper primary);

(f) Admission Committee (for giving effect to at least 25% admission ) headed by the principal of the concerned school consisting of : one representative of parents from the School Management Committee; one nominee of the management of the school; and one nominee of the Education Officer;

(g) “Form” means the form appended to these rules.

3. Procedure to be followed by school :—

3.1 Every school shall publish a notice (Form- I) accessible to the public, well before the start of the admission process of the concerned academic session for giving effect to above mentioned at least 25% admission at the entry level. This shall include :—

(i) Total number of seats available in class I or pre- school at the entry level in the school ;

(ii) Seats available out of (i) above for disadvantaged group and weaker section (at least 25%);

(iii) Dates (from-to) during which application forms will be issued to children belonging to disadvantaged group and weaker section;

(iv) Dates (from-to) during which application forms from children belonging to disadvantaged group and weaker section shall be received/ collected;

(v) Dates on which Admission Committee shall meet to scrutinize the applications of eligible children.

(vi) In case of less eligible applications than the 25% seats, further dates for publicity, additional time for children to apply, meeting of Admission Committee etc.

(vii) In case of eligible applications more than the 25% seats (meant for disadvantaged group and weaker section) date for draw of lottery.

(viii) Dates of publishing the lists of children selected for admission along with the waiting list in the school.

3.2 Every school shall give wide publicity to the above notice in the neighbourhood area through the appropriate means like loud speaker, pamphlets, local T.V., website, public announcement (Dawandi) etc.

3.3 School shall make all efforts ( like publicity, house to house survey, checking the birth records of Municipal authorities/ Village Panchayats etc. ) to identify the children belonging to disadvantaged group and weaker section in the neighbourhood (upto 1 k.m.) area of the school. In case sufficient children are not available within 1 k. m. in spite of all the efforts and Admission Committee is satisfied, then the school shall try to identify children from the extended neighborhood (upto 3 k. m.). In any case seats meant for the children from disadvantaged group and weaker section shall not be diverted to general candidate.

3.4 Schools shall ensure that the entire process of admission is transparent, unbiased, fair and equitable. Since law intends to provide admission to those children who would otherwise have not got admission in the said school, schools shall not try to show against these 25 percent children already admitted or who otherwise would have got admission.

3.5 It shall be the responsibility of the school to find out children of disadvantaged group and weaker section within the neighbourhood and extended neighbourhood area of the school and ensure their admission.

3.6 Preference will be given to girl child while giving admission under these rules.

4. Children seeking admission under these Rules shall apply to the school of their choice in their neighbourhood in Form-II, within the prescribed period that shall not be less than 15 days from the date of publication of notice by the said school.

5. School shall provide the application form to all the children free of cost. Application form can also be downloaded from the website [www.mpsp.maharashtra.gov.in](http://www.mpsp.maharashtra.gov.in).

6. *Certificates to be accompanied.*— Every application made by children seeking admission must be accompanied with the suitable certificates as mentioned below towards their claim for disadvantaged group and weaker section :—

(a) Birth Certificate.

(b) Income certificate issued by the Revenue officer not below the rank of Tahsildar ;

(c) Caste certificate issued by concerned Sub Divisional Officer (Revenue) or Deputy Collector, in the name of child or his parent ;

(d) For disabled children (CWSN) disability certificate issued by Civil Surgeon/ Superintendent of Government notified hospitals having disability more than 40 percent;

(e) Proof of residence.— any one of the following in order of priority — UID Aadhar Card, Passport, Election Photo Identity Card, Electricity bill, Telephone bill ,Water bill, a house tax receipt, driving license issued by the competent authority in the name of the parents/ guardians.

7. *Fees.*— No registration fee including cost of the prospectus, tuition fee or any other charges or fund shall be charged from the parent or child admitted against the free seat.

8. *Acknowledgement.*—School shall issue individual receipts in Form-III to acknowledge the applications.

9. *Communication of rejected application.*— Reasons for rejecting an application shall be recorded and communicated to the parents or guardian in writing within a period of three days after the decision of Admission Committee.

10. *General conditions* :—(a) The management of the school shall designate an officer not below the rank of Head of the School or the Principal as responsible officer for admission process :

provided that, if no such officer is designated by the management, then the Chairman and the Secretary of the management by whatever designation called, along with the Head of the School or the Principal shall be jointly and severally responsible ;

भाग चार-अ-३२-२



(b) No screening procedure, that is to say, interview, counseling, written or oral test of any kind of the parents or guardian or the child shall be conducted for the purpose of admission;

(c) The lottery process for admissions must be carried out in the presence of admission committee, after which prescribed Form-IV shall be signed by the members of admission committee jointly. This form shall be mandatory for reimbursement of fees and must be submitted along with prescribed Form-V to the concerned authorities ;

(d) The Education Officer or any officer authorized by him shall verify such admissions and may call for detailed records etc., as the case may be ;

(e) The school referred to in clauses (iii) and (iv) of clause (n) of section 2 shall ensure that children admitted in shall not be segregated from the other children in the classrooms nor shall their classes be held at places and timings different from the classes held for the other children ;

(f) The school referred to in clause (iii) and (iv) of clause (n) of section 2 shall ensure that children admitted in shall not be discriminated from the rest of the children in any manner pertaining to entitlements and facilities such as text books, uniforms, library and Information Communication and Technology (ICT) facilities, extra-curricular and sports etc ;

(g) The school shall provide any other information which may be required by the Education Officer from time to time.

11. *Monitoring of Admission.*—Education Officer shall monitor the entire admission process in his jurisdiction.

12. *Procedure for reimbursement.*—(a) Schools shall provide free education to all children admitted under these rules till the completion of their elementary education ;

(b) Such schools as provide admission as per these Rules shall only be eligible for reimbursement of their expenses as per Section 12(2) of the Act. No other reimbursement shall be eligible including admission in any pre-school classes ;

(c) Schools shall submit their claims for reimbursement (Form-V) to the concerned Education Officer in two installments :—

(i) 1st installment.— After the start of the academic year (once the admission procedure is over) but latest by September 30th. Claim for 1st installment must be accompanied with a declaration by the school that (a) full, proper , and transparent procedure (as per the Act and Rules) was followed in the presence of the members of the Admission Committee including nominee of the Education Officer, and (b) these children would have not got admission but for the provisions of the Act ;

(ii) 2nd installment: After the completion of the academic year say by 30th May. Claim for the 2nd installment must be accompanied with a declaration from the school that all children admitted under these Rules have completed the academic year successfully and have been promoted and given admission to the next higher class in the same school.

(d) Education Officer on his satisfaction about the correctness of the information submitted by the school and the fulfillment of the conditions of the Act and Rules there under shall submit the claim of eligible amount for the eligible period as per the Act etc. within one month of the receipt of the respective claims to the Director of Education (Primary) for further action.

(e) Schools not following due procedure laid down in these rules will not be eligible for reimbursement besides other actions as per the Act.

(f) If the claim for reimbursement is found to be fraudulent, incorrect, or improper etc. police case will be registered against the school.

13. *Grievances and redressal.*—

(a) Any parent or guardian aggrieved by the action of the school may file a complaint in writing to the Education Officer/State Commission for Protection of Child Rights.

(b) The Education Officer shall maintain the Register or database of the grievances and shall take immediate appropriate action and communicate to the applicant within eight days from receipt of the grievance.

FORM-I (Rule 3.1)

( Notice to be published and displayed by the school )

Academic Year \_\_\_\_\_

1. Name of the School : \_\_\_\_\_ UDISE Code 

--	--	--	--	--	--	--	--	--	--

Address : \_\_\_\_\_

Telephone Number : \_\_\_\_\_ Fax : \_\_\_\_\_

Name of Principal/Official in-charge of Admission : \_\_\_\_\_

Mobile Number : \_\_\_\_\_

Telephone No. (Office) : \_\_\_\_\_ Email Id : \_\_\_\_\_

Date of Commencement of academic year : \_\_\_\_\_

2.

Sr. No. (1)	Particulars (2)			
i	Total Number of seats at entry level i. e .class I/ pre school	Total seats : <table border="1" style="display: inline-table; vertical-align: middle;"><tr><td> </td><td> </td></tr></table>		
ii	Seats available out of (i) above for children belonging to disadvantaged and weaker section (at least 25%)	Total seats : <table border="1" style="display: inline-table; vertical-align: middle;"><tr><td> </td><td> </td></tr></table>		
iii	Date for issuance of application forms.	From _____ to _____		
iv	Date /s for receipt /collection of application forms.	From _____ to _____		
v	Date/s of meeting of Admission Committee	Date _____ Time _____		
vi	Date/s of display of list of selected candidates for the draw of lots along with waiting list	Date _____ Time _____		
vii	Dates of Draw of lots	Date _____ Time _____		
viii	Date of admission	From _____ to _____		
ix	Date/s of display of list of admitted students.	Date _____ Time _____		

Signature of the Principal/  
Head of the institution.

## FORM –II (Rule 4)

**Application Form to be submitted by the parent or guardian**

1. Name of the School : \_\_\_\_\_ UDISE Code : \_\_\_\_\_
2. Name of the child seeking admission : \_\_\_\_\_  
Name of Parents :—  
Mother : \_\_\_\_\_  
Father : \_\_\_\_\_  
Profession of parents :—  
Mother : \_\_\_\_\_ Father : \_\_\_\_\_  
Annual Income from all sources-Rs. : \_\_\_\_\_
3. Residential Address :-  
\_\_\_\_\_  
\_\_\_\_\_  
Pin Code : \_\_\_\_\_  
Telephone /mobile No. : \_\_\_\_\_
4. Religion : \_\_\_\_\_ Caste : \_\_\_\_\_
5. Certificates enclosed (for the children/parents) :—  
(i) Date of Birth : \_\_\_\_\_  
(ii) Income : \_\_\_\_\_  
(iii) Caste : \_\_\_\_\_  
(iv) Disability : \_\_\_\_\_  
(v) Proof of Residence : \_\_\_\_\_

**Declaration by the Parents**

I \_\_\_\_\_ (Name), father/mother of \_\_\_\_\_  
(name of the Child) hereby declare that the information mentioned above is true and correct to the best of my knowledge and belief. I have read and understood all the provisions of the Act, Rules and Notification in this regard. I am fully aware that in case any information is found fraudulent, incorrect or improper etc. on verification, the admission of my ward may be cancelled.

Date :

Signature of the Parent/Guardian.



FORM-III (Rule 8)

**Acknowledgement for the receipt of application and documents.**

**(to be issued by school)**

1. Name of the School : \_\_\_\_\_ UDISE Code : \_\_\_\_\_  
Address and Telephone and Fax No. of the School : \_\_\_\_\_  
\_\_\_\_\_
- 2 Name of the child seeking admission : \_\_\_\_\_  
Address : \_\_\_\_\_
3. Registration Number: \_\_\_\_\_ Date of application : \_\_\_\_\_  
A) Disadvantaged group caste: \_\_\_\_\_ B) Weaker Section income : \_\_\_\_\_  
C) Disability Type: \_\_\_\_\_
4. Acknowledgement of documents :—  
(i) Birth Certificate (iii) Caste Certificate  
(ii) Income Certificate (iv) Disability Certificate (v) Residence proof Certificate
5. (i) Date of draw of lots (if required) : \_\_\_\_\_  
(ii) Date of Display of eligible candidate for Draw/Lottery : \_\_\_\_\_  
(iii) Date and Display of selected candidate along with waiting list : \_\_\_\_\_  
(iv) Date of Admission: From \_\_\_\_\_ to \_\_\_\_\_.

Signature of the Principal / Head of the institution.

८

महाराष्ट्र शासन राजपत्र असाधारण भाग चार-अ, मार्च १५, २०१३/फाल्गुन २४, शके १९३४

FORM – IV [ (Rule 10 (C) ]

**Result of Draw of Lottery held on -----in the presence of Admission Committee.**

Name of the School : \_\_\_\_\_ UDISE Code : \_\_\_\_\_

Sr.No. (1)	Name of Child (2)	Category (3)


We the members of Admission Committee of \_\_\_\_\_ (name of the School) hereby certify that the draw of lottery was held on dated \_\_\_\_\_ in our presence and above cited children are selected for admission under 25 % quota.

Member  
(Parent from SMC)

Member  
(Nominnee of Education officer)

Chairman  
(Principal of concerned School)

Member  
(Member of the Management)



FORM – V [ Rule 12(2) ]

**Application for claim of reimbursement ( 1st Installment )**

Academic year : \_\_\_\_\_

( To be submitted before September 30th )

1. Name of the School : \_\_\_\_\_ UDISE Code : \_\_\_\_\_  
Address : \_\_\_\_\_  
\_\_\_\_\_  
Telephone Number : \_\_\_\_\_ Fax : \_\_\_\_\_  
Name of Principal/Official in-charge of Admission : \_\_\_\_\_
2. (i) Total No. of Seats at entry level class I/ Pre-school : \_\_\_\_\_  
(ii) Total No. of Seats available out of (i) above for disadvantaged group and weaker section  
(at least 25%) : \_\_\_\_\_ .
3. Number of children admitted from eligible disadvantaged group and weaker section \_\_\_\_\_
4. (i) Claim for first installment for \_\_\_\_\_ (Number of children).  
(ii) Rate of claim Rs. \_\_\_\_\_ /-per child admitted.  
(iii) Total Claim made Rs. \_\_\_\_\_ .  
(iv) Fees charged from regular children Rs. \_\_\_\_\_ /-(submit relevant proof).
5. I hereby certify that,  
(a) Full, proper and transparent procedure as per the Act, Rule and Notification was followed in the presence of the members of the Admission Committee including nominee of the Education Officer.  
(b) These children would have not got admission but for the provisions of the Act.
6. I am aware that legal action will be taken against me/school, if the reimbursement claim made herein is found to be fraudulent, incorrect or improper etc.

Signature of the Principal / Head of the School.

## FORM – V [ Rule 12(2) ]

**Application for claim of reimbursement ( 2nd Installment )**

Academic year : \_\_\_\_\_

( To be submitted before May 30th )

2. Name of the School : \_\_\_\_\_ UDISE Code : \_\_\_\_\_  
 Address : \_\_\_\_\_  
 \_\_\_\_\_  
 Telephone Number : \_\_\_\_\_ Fax : \_\_\_\_\_  
 Name of Principal/Official in-charge of Admission : \_\_\_\_\_
3. (i) Total No. of Seats at entry level class I/ Pre-school : \_\_\_\_\_  
 (ii) Total No. of Seats available out of (i) above for disadvantaged group and weaker section (at least 25% ) : \_\_\_\_\_  
 (iii) Number of children admitted from eligible disadvantaged group and weaker section —
4. (i) Date and amount of Claim made for 1st installment : \_\_\_\_\_  
 (ii) Whether approved by Government or not : \_\_\_\_\_  
 (iii) If not, reasons thereof : \_\_\_\_\_
5. Claim for 2nd Installment—  
 (i) Number of Children : \_\_\_\_\_  
 (ii) Rate of reimbursement claim Rs. \_\_\_\_\_ /- per child.  
 (iii) Total claim Rs. : \_\_\_\_\_  
 (iv) Fees charged from regular children Rs. \_\_\_\_\_ (submit relevant proof).
6. I hereby certify that,  
 All children (\_\_\_\_\_ number) admitted under these rule have completed the academic year successfully and have been promoted and given admission to the next higher class in the same school and claim made for reimbursement is as per provisions of the Act, Rules and Notification.
7. I am aware that legal action will be taken against me/school, if the reimbursement claim made herein is found to be fraudulent, incorrect or improper etc.

Signature of the Principal / Head of the institution.

By order and in the name of the Governor of Maharashtra,

J. S. SAHARIA,  
 Additional Chief Secretary to Government.

मध्यप्रदेश शासन  
स्कूल शिक्षा विभाग  
मंत्रालय, भोपाल

क्रमांक/राशिके/RTE /2013/394  
प्रति,

भोपाल, दिनांक 16.01.13

समस्त जिला शिक्षा अधिकारी  
मध्यप्रदेश

विषय:—शिक्षा का अधिकार अधिनियम के क्रियान्वयन के संबंध में दिशा निर्देश।

शिक्षा का अधिकार अधिनियम का क्रियान्वयन प्रदेश में किया जा रहा है। इस संबंध में समय-समय पर निर्देश जिलों को जारी किए गए हैं। चूंकि शैक्षणिक सत्र 2013-14 के लिए प्रवेश की प्रक्रिया प्रारंभ हो रही है इसलिए कुछ बिन्दुओं के संबंध में स्थिति पुनः स्पष्ट करते हुए निम्नानुसार दिशा निर्देश जारी किए जा रहे हैं:—

1. प्रायवेट स्कूलों में न्यूनतम 25 प्रतिशत बच्चों को प्रवेश:—शिक्षा का अधिकार अधिनियम, 2009 की धारा 12 (1) (c) के अंतर्गत यह व्यवस्था है कि गैर अनुदान प्राप्त प्रायवेट स्कूल में कक्षा -1 में और यदि स्कूल में प्रि-स्कूल शिक्षा दी जाती है तो प्रि-स्कूल की प्रारंभिक कक्षा में पड़ोस के वंचित समूह और कमजोर वर्ग के बच्चों को न्यूनतम 25 प्रतिशत प्रवेश दिया जाएगा।

अधिनियम की धारा 12 (1) का प्रावधान निम्नानुसार है:—

“12 (1) इस अधिनियम के प्रयोजनों के लिए—

(क) धारा 2 के खंड (ढ) के उपखंड (i) में विनिर्दिष्ट कोई विद्यालय, उसमें प्रविष्ट सभी बालकों को निःशुल्क और अनिवार्य प्रारंभिक शिक्षा प्रदान करेगा:

(ख) धारा 2 के खंड (ढ) के उपखंड (ii) में विनिर्दिष्ट कोई विद्यालय, उसमें प्रवेश कराए गए बालकों के ऐसे अनुपात को, जो इस प्रकार प्राप्त उसकी वार्षिक आवर्ती सहायता या अनुदान का, उसके वार्षिक आवर्ती व्यय से है, न्यूनतम पच्चीस प्रतिशत के अधीन रहते हुए निःशुल्क और अनिवार्य प्रारंभिक शिक्षा उपलब्ध कराएगा:



(ग) धारा 2 के खंड (ढ) के उपखंड (iii) और उपखंड (iv) में विनिर्दिष्ट कोई विद्यालय, पहली कक्षा में, आसपास में दुर्बल वर्ग और अलाभित समूह के बालकों

को, उस कक्षा के बालकों की कुल संख्या के कम से कम पच्चीस प्रतिशत की सीमा तक प्रवेश देगा और निःशुल्क और अनिवार्य प्रारंभिक शिक्षा, उसके पूरा होने तक, प्रदान करेगा:

परंतु यह और कि जहां धारा 2 के खंड (ढ) में विनिर्दिष्ट कोई विद्यालय, विद्यालय पूर्व शिक्षा देता है वहां खंड (क) से खंड (ग) के उपबंध ऐसी विद्यालय पूर्व शिक्षा में प्रवेश को लागू होंगे।”

अधिनियम के प्रावधान के अनुसार गैर अनुदान प्रायवेट स्कूलों में प्रवेश के संबंध में निम्नानुसार बातों को ध्यान में रखा जाये :-

<p><b>(i) प्रारंभिक कक्षा में प्रवेश—</b></p>	<p>अधिनियम में किए गए प्रावधान अनुसार गैर अनुदान प्राप्त प्रायवेट स्कूल की कक्षा 1 में न्यूनतम 25 प्रतिशत प्रवेश दिया जाएगा। यदि स्कूल में प्रि-स्कूल शिक्षा दी जाती है तो उसकी प्रवेशित कक्षा नर्सरी/केजी-1/केजी-2 में प्रवेश दिया जाएगा लेकिन यदि कोई स्कूल कक्षा 6 से प्रारंभ होती है तो वहां अधिनियम का यह प्रावधान लागू नहीं होगा।</p> <p>यदि प्रायवेट स्कूल में नर्सरी और कक्षा 1 दोनों में सीधे प्रवेश होता है तो दोनों में सीधे प्रवेशित बच्चों की संख्याका न्यूनतम 25 प्रतिशत बच्चों को प्रवेश मिलेगा। उदाहरण के लिए यदि नर्सरी में 40 बच्चे प्रवेशित होते हैं तो 10 सीट वंचित समूह एवं कमजोर वर्ग के बच्चों से भरी जाएगी। यदि कक्षा 1 में 100 बच्चों की भर्ती होती है और इसमें से 40 बच्चे नर्सरी के तथा 60 बच्चे सीधे भरे जाते हैं तो कक्षा 1 में 60 बच्चों में से 15 बच्चों का प्रवेश आरक्षित सीट पर होगा।</p>
<p><b>(ii) पड़ोस के बच्चों को प्रवेश:—</b></p>	<p>अधिनियम में दिए गए प्रावधान के अनुसार गैर अनुदान प्राप्त प्रायवेट स्कूलों में प्रवेश की सुविधा पड़ोस के वंचित समूह और कमजोर वर्ग के बच्चों को है। यदि उससे न्यूनतम 25 प्रतिशत बच्चों की पूर्ति नहीं होती है तो शिक्षा का अधिकार नियम, 2011 में परिभाषित पड़ोस की सीमा के बच्चों को प्रवेश दिया जाएगा। इसके बाद भी यदि न्यूनतम 25 प्रतिशत बच्चों के लिए आरक्षित सीट की पूर्ति नहीं हो पाती है तो पड़ोस की विस्तारित सीमा के बच्चों को लाभ मिलेगा। पड़ोस की सीमा और पड़ोस की विस्तारित सीमा नियम में परिभाषित हैं। यह</p>





	<p>परिभाषाएं नियमानुसार है:-</p> <p><b>नियम 2(ट)-“पड़ोस की सीमा”</b> से अभिप्रेत है, कक्षा एक से पांच की दशा में ,ग्रामीण क्षेत्र में ग्राम तथा उसकी सीमा से लगे हुए ग्राम तथा नगरीय क्षेत्र की सीमा से लगे वार्ड, यदि कोई हो, तथा नगरीय क्षेत्र में, वार्ड तथा उसकी सीमा से लगे हुए वार्ड तथा उसकी सीमा से लगे हुए ग्राम, यदि कोई हो।</p> <p><b>नियम 2(ज)-“पड़ोस की विस्तारित सीमा”</b> से अभिप्रेत है, खण्ड (ट) के अधीन परिभाषित पड़ोस की सीमा के पड़ोस क्षेत्र।</p> <p>अतः गैर अनुदान प्रायवेट स्कूलों में अधिनियम के अंतर्गत न्यूनतम 25 प्रतिशत बच्चों को प्रवेश में प्राथमिकता का क्रम निम्नानुसार होगा:-</p> <p>(i) जिस गांव (ग्रामीण क्षेत्र) या जिस वार्ड (नगरीय क्षेत्र) में स्कूल स्थिति है उस गांव/वार्ड के बच्चों को पहले प्रवेश दिया जाएगा।</p> <p>(ii) इसके बाद यदि सीट रिक्त रहती है तो पड़ोस की सीमा के गांव/ वार्ड के बच्चों को प्रवेश मिलेगा।</p> <p>(iii) इसके बाद भी यदि सभी आरक्षित सीट नहीं भरी जाती हैं तो पड़ोस की विस्तारित सीमा के अंतर्गत आने वाले गांव/वार्ड के बच्चों को प्रवेश दिया जाएगा।</p>
<p><b>(iii) वंचित समूह और कमजोर वर्ग को प्रवेश-</b></p>	<p>गैर अनुदान प्राप्त प्रायवेट स्कूल में न्यूनतम 25 प्रतिशत सीट पर प्रवेश का लाभ वंचित समूह और कमजोर वर्ग के बच्चों को ही मिलेगा।</p> <p><b>(अ) वंचित समूह:-</b></p> <p>(i) अनसूचित जाति</p> <p>(ii) अनसूचित जन जाति</p> <p>(iii) विमुक्त जाति</p> <p>(iv) वनग्राम के पट्टाधारी परिवार/वन अधिकार अधिनियम के अंतर्गत अधिकारपत्रधारी परिवार</p> <p>(v) निःशक्त बच्चे</p> <p><b>(ब) कमजोर वर्ग:-</b> गरीबी रेखा के नीचे जीवन यापन करने वाले परिवार।</p>

<p><b>(iv) प्रवेश के लिए आवश्यक दस्तावेज:-</b></p>	<p><b>(अ) निवास का प्रमाण पत्र:-</b> पड़ोस/पड़ोस की सीमा/पड़ोस की विस्तारित सीमा का निवासी होने के लिए बच्चों के पालक/अभिभावक के निम्नलिखित दस्तावेज मान्य होंगे:-</p> <ul style="list-style-type: none"> <li>(i) मतदाता परिचय पत्र/आधार कार्ड</li> <li>(ii) ग्रामीण क्षेत्र का जाबे कार्ड (महात्मा गांधी राष्ट्रीय ग्रामीण रोजगार गारंटी योजना)</li> <li>(iii) पासपोर्ट/ड्राइविंग लायसेन्स/बिजली बिल/पानी बिल</li> <li>(iv) कोई अन्य शासकीय दस्तावेज जिसमें बच्चों के पालक/अभिभावक के निवास का पता अंकित हो। यदि पालक/अभिभावक संयुक्त परिवार का सदस्य है तो परिवार के मुखिया के नाम के शासकीय दस्तावेज मान्य होंगे।</li> </ul> <p><b>(ब) वंचित समूह और कमजोर वर्ग का प्रमाण:-</b></p> <p><b>वंचित समूह:-</b></p> <ul style="list-style-type: none"> <li>(i) वंचित समूह में अनुसूचित जाति/अनुसूचितजन जाति/विमुक्त जाति के लिए बच्चों के पालक/अभिभावक के राशन कार्ड में उल्लेखित जाति या अन्य कोई शासकीय दस्तावेज जिसमें अनुसूचित जाति/अनुसूचित जन जाति/विमुक्त जाति होने का उल्लेख हो प्रारंभिक दस्तावेज मान्य होगा। यदि किसी बच्चे के भाई/बहन का जाति प्रमाण पत्र है तो वह भी प्रारंभिक दस्तावेज के रूप में मान्य होगा। यदि पालक/अभिभावक संयुक्त परिवार का सदस्य है तो वहां परिवार के मुखिया के दस्तावेज मान्य होंगे। (विमुक्त जाति में शामिल है-बंजारा, हाबुदा, भातु, विजारिया, सनदुत्या, चन्द्रवेडिया, बैरगिया एवं सनोरिया)</li> <li>(ii) बच्चों के पालक/अभिभावक के नाम जारी वनग्राम का पट्टा या वनाधिकार अधिनियम के अंतर्गत जारी अधिकार पत्र प्रवेश के लिए मान्य होगा।</li> <li>(iii) निःशक्त बच्चों के लिए जिला मेडिकल बोर्ड द्वारा जारी विकलांग प्रमाण पत्र प्रवेश के लिए मान्य होगा।</li> </ul> <p><b>कमजोर वर्ग:-</b></p>
----------------------------------------------------	-----------------------------------------------------------------------------------------------------------------------------------------------------------------------------------------------------------------------------------------------------------------------------------------------------------------------------------------------------------------------------------------------------------------------------------------------------------------------------------------------------------------------------------------------------------------------------------------------------------------------------------------------------------------------------------------------------------------------------------------------------------------------------------------------------------------------------------------------------------------------------------------------------------------------------------------------------------------------------------------------------------------------------------------------------------------------------------------------------------------------------------------------------------------------------------------------------------------------------------------------------------------------------------------------------------------------------------------------------------------------------------------------------------------------------------------------------------------------------------------------------------------------------------------------------------------------------------------------------------------------------------

*Handwritten signature*

	<p>कमजोर वर्ग में गरीबी रेखा के नीचे जीवन यापन करने वाले परिवार शामिल है। अतः पालक/अभिभावक के नाम जारी BPL प्रमाण पत्र बच्चों के प्रवेश के लिए मान्य होगा। यदि दस्तावेज संयुक्त परिवार के मुखिया के नाम है तो यह दस्तावेज मान्य होगा। शासन द्वारा अनाथ बच्चों को भी कमजोर वर्ग की श्रेणी में मान्य किया गया है। इनके लिए जिला कार्यक्रम अधिकारी महिला बाल विकास द्वारा जारी प्रमाण पत्र मान्य होगा।</p>
<p><b>(v) प्रवेश के लिए आवेदन:-</b></p>	<p>गैर अनुदान प्राप्त प्रायवेट स्कूल में न्यूनतम 25 प्रतिशत सीट पर प्रवेश पाने के लिए आवेदक को सुविधा हो इसके लिए आवेदन का प्रारूप तैयार किया गया है। इस प्रारूप के आधार पर प्रायवेट स्कूल अपना नया प्रपत्र तैयार कर सकते हैं। कोई भी व्यक्ति इस प्रारूप प्रपत्र अनुसार हस्तलिखित या टाइप किया हुआ आवेदन जमा कर सकता है। आवेदन का प्रारूप अनुसूची 'अ' में दर्शित है।</p> <p>आवेदन पत्र सीधे स्कूल में, निर्धारित अंतिम तिथि 08.02.2013 तक जमा किया जाएगा। स्कूल में आवेदन जमा करने में कठिनाई होने पर आवेदन, जिला शिक्षा अधिकारी कार्यालय में भी अंतिम तिथि के पूर्व जमा किया जा सकेगा।</p> <p>अगले शैक्षणिक सत्र 2013-14 के लिए गैर अनुदान प्रायवेट स्कूलों में कक्षा 1 या प्रि-स्कूल कक्षा की प्रवेशित कक्षा में अधिनियम के अन्तर्गत स्कूल के पड़ोस तथा पड़ोस की सीमा की बसाहटों के बच्चों के न्यूनतम 25 प्रतिशत प्रवेश के लिए कार्यक्रम निम्नानुसार होगा:-</p> <p>(i) स्कूल में आवेदन करने की अंतिम तिथि- 08 फरवरी 2013</p> <p>(ii) लाटरी द्वारा चयन के लिए निर्धारित तिथि- 15 फरवरी 2013</p> <p>यदि किन्हीं कारणों से न्यूनतम सीट की पूर्ति नहीं हो पाती है तो पड़ोस की विस्तारित सीमा सहित आवेदन लेने की तिथियां पृथक से सूचित की जाएगी।</p>

<b>(vi) लाटरी द्वारा प्रवेश:-</b>	अधिनियम के अंतर्गत स्कूल में प्रवेश के लिए स्क्रीनिंग वर्जित है। अतः प्राप्त आवेदनों में से रैंडम पद्धति से ही प्रवेश किया जा सकेगा। यदि निर्धारित सीट से कम आवेदन प्राप्त हुए हैं तो सभी पात्र आवेदकों को प्रवेश मिलेगा। निर्धारित सीट से अधिक आवेदन है तो लाटरी द्वारा नाम निकाल कर प्रवेश दिया जाएगा। लाटरी की पूर्व निर्धारित तिथि की सूचना पालकों को दी जाएगी। जिला शिक्षा अधिकारी उक्त तिथि को प्रत्येक स्कूल हेतु पर्यवेक्षक की नियुक्ति करेंगे।
<b>(vii) प्रवेशित बच्चों के नाम पोर्टल में दर्ज करना:-</b>	इस संबंध में पोर्टल पर उचित व्यवस्था है।
<b>(viii) प्रायवेट स्कूलों को फीस की प्रतिपूर्ति:-</b>	प्रायवेट स्कूलों को फीस की प्रतिपूर्ति के संबंध में दिशा निर्देश शासन स्तर से अलग से जारी किए जा रहे हैं। यह प्रतिवर्ष मार्च माह में देय होगी।
<b>(ix) पड़ोस की सीमा की बसाहटों की जानकारी :-</b>	जिला शिक्षा अधिकारी द्वारा जन शिक्षक या अन्य के सहयोग से प्रत्येक स्कूल के पड़ोस की सीमा और पड़ोस की विस्तारित सीमा में आने वाली बसाहटों की जानकारी तैयार कराई जायेगी। यह जानकारी प्रत्येक गैर अनुदान प्राप्त प्रायवेट स्कूल को दी जाएगी। इससे यह सुविधा होगी कि प्रत्येक प्रायवेट स्कूल के पास यह जानकारी रहेगी कि उसके लिये न्यूनतम 25 प्रतिशत प्रवेश देने के लिए पड़ोस की सीमा क्या होगी और कौन-कौन सी बसाहटों के बच्चे इससे लाभान्वित होंगे। इसी प्रकार वार्डवार एवं ग्रामवार यह जानकारी भी तैयार करायी जाए कि उस वार्ड/ग्राम के पड़ोस में कौन-2 से प्रायवेट स्कूल आते हैं। इससे बच्चों के पालकों / अभिभावकों को भी यह सहज जानकारी हो सकेगी कि उन्हें किन-2 स्कूलों में प्रवेश की इस सुविधा का लाभ मिल सकेगा। यह जानकारी तैयार कर इसका प्रचार प्रसार भी स्थानीय समाचार पत्रों में समाचार विज्ञप्ति जारी कर किया जाये और जन प्रतिनिधियों तथा पार्षद / पंच को भी इसकी जानकारी दी जाये।



(x) जन प्रतिनिधियों का उन्मुखीकरण:-	अधिनियम के प्रावधान की व्यवस्था के लिए स्थानीय निकाय के पार्षदों /पंचों के उन्मुखीकरण कार्यक्रम किया जाए। इससे उन्हें अधिनियम के प्रावधान की जानकारी दी जाये और उनका सहयोग लिया जाए। VER/WER में 3 से 6 वर्ष के बच्चों के नाम दर्ज रहते है। अतः 6 वर्ष की आयु वाले बच्चों के नाम VER /WER से प्राप्त कर पार्षदों /पंचों को उपलब्ध कराया जाये। इससे वंचित समूह और कमजोर वर्ग के बच्चों के पालकों एवं अभिभावकों को गैर अनुदान प्राप्त प्रायवेट स्कूल में बच्चों को नामांकित करने में सुविधा होगी।
(xi) आगंनवाड़ी कार्यकर्ताओं का उन्मुखीकरण	आगंनवाड़ी में मुख्य रूप से वंचित समूह और कमजोर वर्ग के बच्चे नामांकित होते है। अतः जिला महिला बाल विकास अधिकारी से समन्वय कर आगंनवाड़ी कार्यकर्ताओं का उन्मुखीकरण किया जाये और आगंनवाड़ी में नामांकित 3-6 वर्ष की आयु वाले बच्चों के पालकों/अभिभावकों को इस सुविधा की जानकारी दी जाये।
(xii) 25 प्रतिशत से अधिक सीमा में प्रवेश	अधिनियम में न्यूनतम 25 प्रतिशत प्रवेश का प्रावधान है लेकिन यदि कोई स्कूल चाहें तो इसमें अधिक संख्या में बच्चों को निःशुल्क प्रवेश दे सकेंगे। आवश्यक यह है कि यह बच्चों निर्धारित मापदण्ड की पूर्ति करते हो। फीस की प्रतिपूर्ति ऐसे सभी कमजोर वर्ग एवं वंचित समूह के पात्र बच्चों के लिए होगी।

2. शेष 75 प्रतिशत बच्चों को प्रवेश—गैर अनुदान प्राप्त प्रायवेट स्कूलों में शेष 75 प्रतिशत सीटों में भी प्रवेश के लिए स्क्रीनिंग नहीं होगी। इन बच्चों के लिए प्रवेश के लिए प्रायवेट स्कूल अपनी पारदर्शी प्रवेश प्रक्रिया की घोषणा करेंगे और इसकी जानकारी जिला शिक्षा अधिकारी को भी देंगे। इसी प्रक्रिया के तहत बच्चों को प्रवेश मिलेगा। भारत सरकार के मानव संसाधन विकास मंत्रालय के स्कूल शिक्षा एवं साक्षरता विभाग द्वारा इस संबंध में जारी दिशा निर्देश की प्रति (अनुसूची ब) संलग्न है। अतः इन बच्चों को रैण्डम तरीके से अर्थात् लाटरी से प्रवेश मिलेगा। प्रवेश प्रक्रिया की जानकारी स्कूल के प्रवेश की नियमावली में दर्शायी जाये और सार्वजनिक जानकारी के लिए इसे प्रदर्शित किया जाए। जिन स्कूलों की अपनी वेबसाइट है, वे प्रवेश की नियमावली वेबसाइट पर भी प्रदर्शित




करें। प्रायवेट स्कूल द्वारा प्रवेश के लिये लाटरी निकालने की निर्धारित तिथि की जानकारी बच्चों के पालकों /अभिभावकों को भी दी जाये।

3. प्रायवेट स्कूल द्वारा फीस अधिसूचित किया जाना:—शिक्षा का अधिकार अधिनियम के अंतर्गत बनाए गए नियम, निःशुल्क और अनिवार्य बाल शिक्षा का अधिकार नियम, 2011 के नियम 11 (4) (छ) में यह प्रावधानित है कि स्कूल प्रतिवर्ष शैक्षणिक सत्र से पूर्व स्कूल द्वारा ली जाने वाली फीस अधिसूचित करेगा।

यह अधिसूचित फीस ही व्यय की प्रतिपूर्ति के लिए विचार में ली जाएगी। इससे अतिरिक्त कोई फीस यदि ली जाती है तो वह कैपिटेशन फीस की श्रेणी के अंतर्गत आएगी, जो एक दण्डनीय कृत्य होगा और इसके लिए अभियोजन की कार्यवाही की जा सकेगी।

कृपया उक्त दिशा निर्देश जिले स्थित सभी प्रायवेट स्कूलों को भेजना सुनिश्चित करे।

  
(संजय सिंह)  
प्रमुख सचिव,  
मध्यप्रदेश शासन,  
स्कूल शिक्षा विभाग



निःशुल्क और अनिवार्य बाल शिक्षा का अधिकार अधिनियम 2009  
की धारा 12(1) (C) के अन्तर्गत प्रवेश के लिए आवेदन

प्रति

प्रधानाध्यापक/प्राचार्य

----- (स्कूल का नाम)

जिला ----- म.प्र.।

विषय :- निःशुल्क और अनिवार्य बाल शिक्षा का अधिकार अधिनियम के तहत प्राइवेट स्कूल में वंचित समूह एवं कमजोर वर्ग के परिवार के बच्चों को का प्रवेश।

मैं अपने बालक/बालिका ----- (नाम), जन्म तिथि (dd---mm---yy-----) पुत्र/पुत्री ----- (माता व पिता का नाम) को आपके स्कूल में कक्षा 01 में या नर्सरी में प्रवेश दिलाना चाहता/चाहती हूँ।

(i) मैं स्कूल के पड़ोस स्थित गांव/बसाहट/शहर के वार्ड ----- का/की निवासी हूँ। उसके प्रमाण के रूप में निम्न दस्तावेज की फोटो प्रति संलग्न है। यह दस्तावेज की प्रति स्वप्रमाणित है।

(जिस दस्तावेज की स्वप्रमाणित प्रति संलग्न की गई है उसमें  ✓ करे।

- |                                                                                              |                          |
|----------------------------------------------------------------------------------------------|--------------------------|
| (i) मतदाता परिचय पत्र                                                                        | <input type="checkbox"/> |
| (ii) राशनकार्ड                                                                               | <input type="checkbox"/> |
| (iii) भू अधिकार पत्रिका                                                                      | <input type="checkbox"/> |
| (iv) ग्रामीण क्षेत्र में जॉब कार्ड (महात्मा गांधी राष्ट्रीय ग्रामीण रोजगार गारंटी कार्यक्रम) | <input type="checkbox"/> |
| (v) पासपोर्ट/ड्राइविंग लायसेंस/विद्युत बिल/पानी का बिल                                       | <input type="checkbox"/> |
| (vi) अन्य कोई शासकीय दस्तावेज जिसमें बच्चे के पालक/अभिभावक के निवास का पता अंकित हो।         | <input type="checkbox"/> |

(ii) मैं निम्नलिखित वंचित समूह अथवा कमजोर वर्ग से हूँ -

(जिस श्रेणी के हो, उसे चिन्हित उसमें  ✓ करे)

वंचित समूह -

- |                                                                         |                          |
|-------------------------------------------------------------------------|--------------------------|
| (i) अनुसूचित जाति                                                       | <input type="checkbox"/> |
| (ii) अनुसूचित जनजाति                                                    | <input type="checkbox"/> |
| (iii) विमुक्त जाति                                                      | <input type="checkbox"/> |
| (iv) वन ग्राम पट्टाधारी परिवार                                          | <input type="checkbox"/> |
| (v) 40 प्रतिशत से अधिक निःशक्तता वाले बच्चे (विशेष आवश्यकता वाले बच्चे) | <input type="checkbox"/> |

कमजोर वर्ग -

गरीबी रेखा से नीचे जीवन यापन करने वाले परिवार।

इसमें प्रमाण के रूप में दस्तावेज की स्वप्रमाणित प्रति संलग्न प्रस्तुत है। जिस दस्तावेज की स्वप्रमाणित प्रति संलग्न की गई है उसे ✓ करे।

- |                                                                                                                                                         |                          |
|---------------------------------------------------------------------------------------------------------------------------------------------------------|--------------------------|
| (i) जाति प्रमाण पत्र का दस्तावेज                                                                                                                        | <input type="checkbox"/> |
| (ii) जिला अस्पताल के मेडिकल बोर्ड द्वारा जारी 40% से अधिक विकलांगता का प्रमाण पत्र।                                                                     | <input type="checkbox"/> |
| (iv) वन ग्राम का पट्टा या वनाधिकार अधिनियम के अन्तर्गत जारी अधिकार पत्र<br>कृपया अधिनियम के प्रावधान के तहत बच्चे को स्कूल में प्रवेश देने का कष्ट करें | <input type="checkbox"/> |

भवदीय

हस्ताक्षर

(पालक/अभिभावक/अभिभाविका  
का नाम व पता)

मध्यप्रदेश शासन  
स्कूल शिक्षा विभाग  
मंत्रालय, भोपाल

क्रमांक/आरटीई/2011/5750

भोपाल, दिनांक 1.8.11

1. समस्त आयुक्त  
नगर निगम, म.प्र.
2. समस्त मुख्य नगर पालिका अधिकारी  
नगर पालिका परिषद म.प्र.
3. समस्त मुख्य नगर पालिका अधिकारी  
नगर पंचायत, म.प्र.

विषय :- शिक्षा का अधिकार अधिनियम की धारा 32 के अंतर्गत शिकायतों के निराकरण के संबंध में।

संविधान में अनुच्छेद 21(क) के अन्तर्गत 6-14 वर्ष के बच्चों की शिक्षा को मौलिक अधिकार के तहत लाया गया है। इस अधिकार के क्रियान्वयन के लिए निःशुल्क एवं अनिवार्य बाल शिक्षा का अधिकार अधिनियम, 2009 बनाया गया है। इस अधिनियम को संक्षिप्त में शिक्षा का अधिकार अधिनियम, 2009 कहा जाता है।

2. अधिनियम की धारा 32 में बच्चों के अधिकार से जुड़ी शिकायतों का निराकरण स्थानीय प्राधिकारण (स्थानीय निकाय) द्वारा किये जाने की व्यवस्था की गई है। इस संबंध में प्रावधान निम्नानुसार है।
  - (i) धारा 31 में किसी बात के होते हुए भी, कोई व्यक्ति, जिसे इस अधिनियम के अधीन किसी बालक के अधिकार के संबंध में कोई शिकायत है, अधिकारिता रखने वाले स्थानीय प्राधिकारी को लिखित में शिकायत कर सकेगी।
  - (ii) उपधारा (1) के अधीन शिकायत प्राप्त होने के पश्चात् स्थानीय प्राधिकारी, संबंधित पक्षकारों को सुने जाने का युक्तियुक्त अवसर प्रदान करने के पश्चात् मामले का तीन मास की अवधि के भीतर निपटारा करेगा।
  - (iii) स्थानीय प्राधिकारी के विनिश्चय से व्यथित कोई व्यक्ति, राज्य बालक अधिकार संरक्षण आयोग को अपील कर सकेगा।
  - (iv) उपधारा 3 के अधीन की गई अपील का विनिश्चय धारा 31 की उपधारा (1) के खंड (ग) के अधीन यथा उपबंधित, राज्य बालक अधिकार संरक्षण आयोग द्वारा किया जाएगा।
3. उपरोक्त तथ्यों के प्रकाश में यह आवश्यक है कि आपके स्तर पर बच्चों के अधिकार से जुड़ी शिकायतों के निराकरण की समुचित व्यवस्था हो। अतः इसके लिए निम्नानुसार कार्यवाही तत्काल की जाये :-
  - (i) आपके कार्यालय में शिक्षा का अधिकार-शिकायत प्रकोष्ठ का गठन किया जाये।
  - (ii) इस प्रकोष्ठ के लिए एक प्रभारी अधिकारी की नियुक्ति की जाये। नियुक्ति आदेश लिखित में जारी किया जाये।
  - (iii) कार्यालय में एक शिकायत पंजी संधारित की जाये।
  - (iv) आपके कार्यालय में इस प्रकोष्ठ के गठन की सूचना समाचार के रूप में स्थानीय समाचार पत्रों के माध्यम से आम जनता की जानकारी के लिये प्रकाशित की जायें।

4. आपके क्षेत्र के किसी व्यक्ति द्वारा अधिनियम के प्रावधानों से जुड़े बच्चे के किसी अधिकार के संबंध में शिकायत प्राप्त होने पर निम्नानुसार कार्यवाही की जाये।
- (i) शिकायत दो प्रतियों में प्राप्त की जाये।
  - (ii) सर्वप्रथम शिकायत को पंजी में दर्ज किया जाये।
  - (iii) शिकायतकर्ता को शिकायत प्राप्त होने की अभिस्वीकृति दी जाये। अभिस्वीकृति में शिकायत प्राप्त होने की तिथि अंकित की जाये।
  - (iv) शिकायत जिस व्यक्ति/संस्था के विरुद्ध है, उसे शिकायत की प्रति भेजते हुये शिकायत के संबंध में उसका पक्ष प्रस्तुत करने के लिये कहा जाये। यह कार्य शिकायत प्राप्त होने के तीन दिन के अंदर अनिवार्य रूप से संपादित किया जाये। पत्र संलग्न परिशिष्ट-1 अनुसार भेजा जाये।
  - (v) यदि संबंधित व्यक्ति/संस्था से 15 दिन के अंदर उत्तर प्राप्त नहीं होता तो उन्हें पुनः 15 दिन का समय देते हुये पुनः यह स्पष्ट किया जाये कि यदि निर्धारित तिथि तक उत्तर प्राप्त नहीं होता है तो शिकायतकर्ता की शिकायत को सही मानते हुये अधिनियम के प्रावधानों के तहत अग्रिम कार्यवाही की जाएगी।
  - (vii) संबंधित व्यक्ति/संस्था से उत्तर प्राप्त होने पर अधिनियम के प्रावधानों के परिप्रेक्ष में उसका निराकरण किया जाये। आवश्यक होने पर प्रकरण के संबंध में जिला शिक्षा अधिकारी से प्रतिवेदन प्राप्त किया जाये।
  - (viii) संबंधित व्यक्ति या संस्था यदि स्वयं उपस्थित होकर अपना पक्ष प्रस्तुत करना चाहती है तो उसे सुनवाई का अवसर दिया जाये।
  - (ix) शिकायत और संबंधित संस्था/व्यक्ति से प्राप्त उत्तर तथा अन्य आवश्यक साक्षों के आधार पर प्रकरण के लिये निकाय के समक्ष सुझाव प्रस्तुत किया गया। निकाय के निर्णय अनुसार शिकायत का निराकरण किया जाये यदि शिकायत पर कोई कार्यवाही की जानी है तो संबंधित अधिकारी को निर्णय से अवगत कराया जाये। शिकायत का निराकरण परिशिष्ट-2 अनुसार किया जाये।
  - (x) शिकायत निराकरण की सूचना शिकायतकर्ता को भी दी जाये।
5. आपको ज्ञात ही है कि आपके द्वारा शिकायत के निराकरण से यदि कोई शिकायतकर्ता असंतुष्ट है तो वह आपके निर्णय के विरुद्ध राज्य बाल अधिकार संरक्षण आयोग में अपील कर सकेगा। अतः शिकायतों का निराकरण करते समय उपरोक्त बिंदुओं का ध्यान रखा जाये।

संलग्न: उपरोक्तानुसार



प्रमुख सचिव  
म.प्र. शासन  
स्कूल शिक्षा विभाग  
भोपाल म.प्र.

कार्यालय \_\_\_\_\_ (स्थानीय निकाय का नाम)  
\_\_\_\_\_ जिला \_\_\_\_\_ म.प्र.

क्रमांक / \_\_\_\_\_

स्थान का नाम \_\_\_\_\_  
दिनांक \_\_\_\_\_

प्रति,

\_\_\_\_\_  
\_\_\_\_\_

विषय :- शिक्षा का अधिकार अधिनियम, 2009 की धारा 32 के तहत प्राप्त शिकायत के संबंध में।

निःशुल्क एवं अनिवार्य बाल शिक्षा का अधिकार अधिनियम, 2009 (शिक्षा का अधिकार अधिनियम) की धारा 32 के अन्तर्गत बच्चों के अधिकारों से जुड़ी शिकायतों के निराकरण की जिम्मेदारी स्थानीय निकायों को सौंपी गई है।

2. आपसे/आपकी संस्था से जुड़ी शिकायत प्राप्त हुई है, जिसकी प्रति पत्र के साथ संलग्न है।
3. कृपया शिकायत के संबंध में आप अपना/संस्था का पक्ष यह पत्र प्राप्त होने के 15 दिन के अन्दर इस कार्यालय में प्रस्तुत करें। कृपा यह भी सुनिश्चित करें कि क्या आप व्यक्तिगत सुनवाई चाहते हैं।
4. निर्धारित तिथि तक आपका उत्तर प्राप्त न होने पर शिकायत के संबंध में एक पक्षीय कार्यवाही की जाएगी।

संलग्न-एक

हस्ताक्षर

आयुक्त/मुख्य नगर पालिका अधिकारी  
\_\_\_\_\_ (स्थानीय निकाय का नाम)

कार्यालय \_\_\_\_\_ (स्थानीय निकाय का नाम)  
 \_\_\_\_\_ जिला \_\_\_\_\_ म.प्र.

आवेदक/शिकायतकर्ता - (नाम) \_\_\_\_\_  
 (पता) \_\_\_\_\_  
 विरुद्ध

अनावेदक- (नाम) \_\_\_\_\_  
 (पता) \_\_\_\_\_  
 आदेश  
 (दिनांक \_\_\_\_\_ )

1. निःशुल्क एवं अनिवार्य बाल शिक्षा का अधिकार अधिनियम, 2009 (शिक्षा का अधिकार अधिनियम) की धारा 32 के अन्तर्गत आवेदक/शिकायतकर्ता द्वारा यह शिकायत की गई है कि \_\_\_\_\_  
 \_\_\_\_\_ (शिकायत का सारांश लिखा जाए)
2. शिकायत प्राप्त होने पर शिकायत के संबंध में अनावेदक का पक्ष सुना गया। उन्होंने लिखित पक्ष प्रस्तुत किया। उनका कथन था कि \_\_\_\_\_  
 \_\_\_\_\_ (अनावेदक के उत्तर का सारांश लिखा जाए)
3. आवेदक ने स्वयं उपस्थित होकर अपना पक्ष प्रस्तुत किया। उन्होंने यह पक्ष रखा कि \_\_\_\_\_  
 \_\_\_\_\_ (अनावेदक के पक्ष का संक्षिप्त विवरण लिखा जाए)
4. शिकायतकर्ता एवं अनावेदक द्वारा प्रस्तुत पक्ष पर निकाय की साधारण सभा द्वारा विचार किया गया। विचारोपरांत यह पाया गया कि \_\_\_\_\_  
 \_\_\_\_\_ (निर्णय अंकित करें)
5. इस आदेश की प्रति शिकायतकर्ता, अनावेदक और जिला शिक्षा अधिकारी को भेजी जाए।

हस्ताक्षर

आयुक्त/मुख्य नगर पालिका अधिकारी  
 \_\_\_\_\_ (स्थानीय निकाय का नाम)

क्रमांक \_\_\_\_\_

स्थान \_\_\_\_\_ दिनांक \_\_\_\_\_

1. शिकायतकर्ता \_\_\_\_\_ (नाम एवं पता) को सूचनार्थ।
2. अनावेदक \_\_\_\_\_ (नाम एवं पता) को सूचनार्थ।
3. जिला शिक्षा अधिकारी \_\_\_\_\_ को सूचनार्थ।

मध्यप्रदेश शासन  
स्कूल शिक्षा विभाग  
मंत्रालय, भोपाल

क्रमांक/आरटीई/2011/5748

भोपाल, दिनांक 1.8.11

प्रति,

स्मस्त मुख्य कार्यपालन अधिकारी

जिला पंचायत, म.प्र.

**विषय :- शिक्षा का अधिकार अधिनियम की धारा 32 के अंतर्गत शिकायतों के निराकरण के संबंध में।**

संविधान में अनुच्छेद 21(क) के अन्तर्गत 6-14 वर्ष के बच्चों की शिक्षा को मौलिक अधिकार के तहत लाया गया है। इस अधिकार के क्रियान्वयन के लिए निःशुल्क एवं अनिवार्य बाल शिक्षा का अधिकार अधिनियम, 2009 बनाया गया है। इस अधिनियम को संक्षिप्त में शिक्षा का अधिकार अधिनियम, 2009 कहा जाता है।

- 2 अधिनियम की धारा 32 में बच्चों के अधिकार से जुड़ी शिकायतों का निराकरण स्थानीय प्राधिकरण (स्थानीय निकाय) द्वारा किये जाने की व्यवस्था की गई है। इस संबंध में प्रावधान निम्नानुसार है।
  - (i) धारा 31 में किसी बात के होते हुए भी कोई व्यक्ति, जिसे अधिनियम के अधीन किसी बालक के अधिकार के संबंध में कोई शिकायत है, अधिकारिता रखने वाले स्थानीय प्राधिकार को लिखित में शिकायत कर सकेगी।
  - (ii) उपधारा (1) के अधीन शिकायत प्राप्त होने के पश्चात् स्थानीय प्राधिकारी, संबंधित पक्षकारों को सुने जाने का युक्तियुक्त अवसर प्रदान करने के पश्चात् मामले का तीन मास की अवधि के भीतर निपटारा करेगा।
  - (iii) स्थानीय प्राधिकारी के विनिश्चय से व्यक्ति कोई व्यक्ति, राज्य बालक अधिकार संरक्षण आयोग को अपील कर सकेगा।
  - (iv) उपधारा 3 के अधीन की गई अपील का विनिश्चय धारा 31 की उपधारा (1) के खंड (ग) के अधीन यथा उपबंधित, राज्य बालक अधिकार संरक्षण आयोग द्वारा किया जाएगा।
3. उपरोक्त तथ्यों के प्रकाश में यह आवश्यक है कि आपके स्तर पर बच्चों के अधिकार से जुड़ी शिकायतों के निराकरण की समुचित व्यवस्था हो। अतः इसके लिए निम्नानुसार कार्यवाही तत्काल की जाये :-
  - (i) आपके कार्यालय में शिक्षा का अधिकार-शिकायत प्रकोष्ठ का गठन किया जाये।
  - (ii) इस प्रकोष्ठ के लिए एक प्रभारी अधिकारी की नियुक्ति की जाये। नियुक्ति आदेश लिखित में जारी किया जाये।
  - (iii) कार्यालय में एक शिकायत पंजी संधारित की जाये।
  - (iv) आपके कार्यालय में इस प्रकोष्ठ के गठन की सूचना समाचार के रूप में स्थानीय समाचार पत्रों के माध्यम से आम जनता की जानकारी के लिये प्रकाशित की जावें।
4. आपके क्षेत्र के किसी व्यक्ति द्वारा अधिनियम के प्रावधानों से जुड़े बच्चे के किसी अधिकार के संबंध में शिकायत प्राप्त होने पर निम्नानुसार कार्यवाही की जाये।
  - (i) शिकायत दो प्रतियों में प्राप्त की जाये।
  - (ii) सर्वप्रथम शिकायत को पंजी में दर्ज किया जाये।
  - (iii) शिकायत कर्ता को शिकायत प्राप्त होने की अभिस्वीकृति दी जाये। अभिस्वीकृति में शिकायत प्राप्त होने की तिथि अंकित की जाये।
  - (iv) शिकायत जिस व्यक्ति/संस्था के विरुद्ध है, उसे शिकायत की प्रति भेजते हुये शिकायत के संबंध में उसका पक्ष प्रस्तुत




करने के लिए कहा जाये। यह कार्य शिकायत प्राप्त होने के तीन दिन के अंदर अनिवार्य रूप से संपादित किया जाये। पत्र संलग्न परिशिष्ट-1 अनुसार भेजा जाये।

- (v) यदि संबंधित व्यक्ति/संस्था से 15 दिन के अंदर उत्तर प्राप्त नहीं होता है तो उसे स्मरण पत्र भेजा जाये। स्मरण पत्र में 15 दिन का समय दिया जाये।
- (vi) यदि संबंधित व्यक्ति/संस्था से स्मरण पत्र के बाद भी उत्तर प्राप्त नहीं होता तो उन्हें पुनः 15 दिन का समय देते हुए पुनः यह स्पष्ट किया जाये कि यदि निर्धारित तिथि तक उत्तर प्राप्त नहीं होता है तो शिकायतकर्ता की शिकायत को सही मानते हुए अधिनियम के प्रावधानों के तहत अग्रिम कार्यवाही की जाएगी।
- (vii) संबंधित व्यक्ति/संस्था से उत्तर प्राप्त होने पर अधिनियम के प्रावधानों के परिप्रेक्ष्य में उसका निराकरण किया जाये। आवश्यक होने पर प्रकरण के संबंध में जिला शिक्षा अधिकारी से प्रतिवेदन प्राप्त किया जाये।
- (viii) संबंधित व्यक्ति या संस्था यदि स्वयं उपस्थित होकर अपना पक्ष प्रस्तुत करना चाहती है तो उसे सुनवाई का अवसर दिया जाये।
- (ix) शिकायत और संबंधित संस्था/व्यक्ति से प्राप्त उत्तर तथा अन्य आवश्यक साक्षों के आधार पर प्रकरण के लिए निकाय के समक्ष सुझाव प्रस्तुत किया गया। निकाय के निर्णय अनुसार शिकायत का निराकरण किया जाये यदि शिकायत पर कोई कार्यवाही की जानी है तो संबंधित अधिकारी को निर्णय से अवगत कराया जाये। शिकायत का निराकरण परिशिष्ट-2 अनुसार किया जाये।
- (x) शिकायत निराकरण की सूचना शिकायतकर्ता को भी दी जाये।

5. आपको ज्ञात ही है कि आपके द्वारा शिकायत के निराकरण से यदि कोई शिकायतकर्ता असंतुष्ट है तो वह आपके निर्णय के विरुद्ध राज्य बाल अधिकार संरक्षण आयोग में अपील कर सकेगा।

अतः शिकायतों का निराकरण करते समय उपरोक्त बिंदुओं का ध्यान रखा जाये।

संलग्न: उपरोक्तानुसार

  
प्रमुख सचिव  
म.प्र. शासन  
स्कूल शिक्षा विभाग  
भोपाल म.प्र.

कार्यालय जिला पंचायत  
जिला \_\_\_\_\_ म.प्र.

क्रमांक/\_\_\_\_\_

स्थान का नाम \_\_\_\_\_

दिनांक \_\_\_\_\_

प्रति,

\_\_\_\_\_  
\_\_\_\_\_

**विषय:- शिक्षा का अधिकार अधिनियम, 2009 की धारा 32 के तहत प्राप्त शिकायत के संबंध में।**

निःशुल्क एवं अनिवार्य बाल शिक्षा का अधिकार अधिनियम, 2009 (शिक्षा का अधिकार अधिनियम) की धारा 32 के अन्तर्गत बच्चों के अधिकारों से जुड़ी शिकायतों के निराकरण की जिम्मेदारी स्थानीय निकायों को सौंपी गई है।

2. आपसे/आपकी संस्था से जुड़ी शिकायत प्राप्त हुई है, जिसकी प्रति पत्र के साथ संलग्न है।
3. कृपया शिकायत के संबंध में आप अपना/संस्था का पक्ष यह पत्र प्राप्त होने के 15 दिन के अन्दर इस कार्यालय में प्रस्तुत करें। कृपा यह भी सुनिश्चित करें कि क्या आप व्यक्तिगत सुनवाई चाहते हैं।
4. निर्धारित तिथि तक आपका उत्तर प्राप्त न होने पर शिकायत के संबंध में एक पक्षीय कार्यवाही की जाएगी।

संलग्न-एक

हस्ताक्षर  
मुख्य कार्यपालन अधिकारी  
जिला पंचायत  
जिला \_\_\_\_\_ (म.प्र.)

कार्यालय जिला पंचायत  
जिला \_\_\_\_\_ म.प्र.

आवेदक / शिकायतकर्ता — (नाम) \_\_\_\_\_  
(पता) \_\_\_\_\_  
विरुद्ध  
अनावेदक— (नाम) \_\_\_\_\_  
(पता) \_\_\_\_\_  
आदेश  
(दिनांक \_\_\_\_\_)

1. निःशुल्क एवं अनिवार्य बाल शिक्षा का अधिकार अधिनियम, 2009 (शिक्षा का अधिकार अधिनियम) की धारा 32 के अन्तर्गत आवेदक / शिकायतकर्ता द्वारा यह शिकायत की गई है कि \_\_\_\_\_  
\_\_\_\_\_ (शिकायत का सारांश लिखा जाए)
2. शिकायत प्राप्त होने पर शिकायत के संबंध में अनावेदक का पक्ष सुना गया। उन्होंने लिखित पक्ष प्रस्तुत किया। उनका कथन था कि \_\_\_\_\_  
\_\_\_\_\_ (अनावेदक के उत्तर का सारांश लिखा जाए)
3. आवेदक ने स्वयं उपस्थित होकर अपना पक्ष प्रस्तुत किया। उन्होंने यह पक्ष रखा कि \_\_\_\_\_  
\_\_\_\_\_ (अनावेदक के पक्ष का संक्षिप्त विवरण लिखा जाए)
4. शिकायतकर्ता एवं अनावेदक द्वारा प्रस्तुत पक्ष पर निकाय की साधारण सभा द्वारा विचार किया गया। विचारोपरांत यह पाया गया कि \_\_\_\_\_  
\_\_\_\_\_ (निर्णय अंकित करें)

5. इस आदेश की प्रति शिकायतकर्ता, अनावेदक और जिला शिक्षा अधिकारी को भेजी जाए।

हस्ताक्षर  
मुख्य कार्यपालन अधिकारी  
जिला पंचायत  
जिला ----- (म.प्र.)

क्रमांक -----

स्थान -----

दिनांक -----

1. शिकायतकर्ता ----- (नाम एवं पता) को सूचनार्थ।
2. अनावेदक ----- (नाम एवं पता) को सूचनार्थ।
3. जिला शिक्षा अधिकारी ----- को सूचनार्थ।

# Glossary

AEO	Assistant Education Officer
AP	Anchalik Panchayats
BEO	Block Elementary Education Officer
BPL	Below Poverty Line
CP	Commune Panchayats
Cr.	Crore
DAO	District Administrative Officer
DCB	Delhi Cantonment Board
DEO	District Education Officer
DERT	Directorate of Educational Research & Training
DI	District Inspector
DISE	District Information System for Education
DM	Deputy Mayer
DP	District Panchayat
DPEC	District Primary Education Committee
DPSS	District Panchayat Shikshan Samiti
DSERT	Department of State Education Research & Training
DTERT	Directorate of Teacher Education Research & Training
EO	Education Officer
GCERT	Gujarat Council of Educational Research & Training
Govt.	Government
GP	Gram Panchyat
GPI	Gender Parity Index
JDSEL	Joint Director School Education and Literacy
JP	Janpad Panchayat
L.	Lakh
MB	Municipal Boards
MC	Municipal Council
MCOR	Municipal Corporation
MP	Mandal Parishad
MP	Municipality

NCERT	National Council of Educational Research & Training
NCF	National Curriculum Framework
NCPCR	National Council for Protection of Child Rights
NCTE	National Council for Teacher Education
NDMC	New Delhi Municipal Council
NN	Nagar Nigam
NP	Nagar Panchayat
NP	Nagar Palika
NPE	National Policy on Education
NPSS	Nagar Prathmik Shikshan Samiti
NSS	Nagar Palika Shikshan Samiti
P	Panchayat
PS	Panchayat Samiti
PTR	Pupil Teacher Ratio
REPA	Right to Education Protection Authorities
SC	Scheduled Caste
SCERT	State Council of Educational Research & Training
Schs	Schools
SCPCR	State Council of Protection of Child Rights
SCR	Student Classroom Ratio
SDP	School Development Plan
SG	State Govt.
SIERT	State Institute of Educational Research & Training
SMC	School Management Committee
SOR	Statement of Objects and Reasons
SSA	Sarva Shiksha Abhiyan
ST	Scheduled Tribe
TC	Town committees
U. Primary	Upper Primary
UNCRC	United Nations Convention on Child Rights
UTs	Union Territories
VEC	Village Education Committee
VP	Village Panchayat
ZP	Zilla Parishad
ZP	Zilla Panchayat